



PARLAMENT TA' MALTA

## IT-TLETTAX-IL LEGIŻLATURA

P.L. 5206

Dokument imqiegħed fuq il-Mejda tal-Kamra tad-Deputati fis-Seduta Numru 350 tat-30 ta' Ġunju 2020 mill-Ministru fi hdan l-Uffiċċju tal-Prim Ministru, f'isem il-Prim Ministru.

---


Raymond Scicluna  
Skrivan tal-Kamra



L-Awtorità tax-Xandir  
MALTA  
Broadcasting Authority

# ANNUAL REPORT

## 2019



**L-Awtorità tax-Xandir**  
**MALTA**  
**Broadcasting Authority**

# **ANNUAL REPORT**

## 2019

Published in 2020 by the  
Broadcasting Authority  
7 Mile End Road  
Hamrun HMR 1719  
Malta

Compiled, produced and designed by:  
Mario Axiak B.A. Hons (Business Management), M.B.A. (Maastricht)  
Head Research & Communications



The Hon. Dr Robert Abela K.U.O.M., B.A., LL.D., Adv. Trib. Melit, M.P.  
Prime Minister  
Office of the Prime Minister  
Auberge De Castille  
Valletta


March 2020

Honourable Prime Minister,

Broadcasting Authority Annual Report 2019

In accordance with sub-article (1) of Article 30 of the Broadcasting Act, Chapter 350 of the Laws of Malta, we have pleasure in forwarding the Broadcasting Authority's Annual Report for 2019.

Yours faithfully,



---

Frank V. Farrugia  
Chairman



---

Dr Joanna Spiteri  
Chief Executive Officer

# CONTENTS

<b>Foreword</b>	<b>7</b>
<b>1. Review of the Year</b>	<b>8</b>
1.1 The Broadcasting Authority	8
1.2 Sponsorship	8
1.2.1 <i>Certificate Course in Proof Reading</i>	8
1.2.2 <i>28th edition of Malta Journalism Awards</i>	8
1.3 Thematic Reports compiled by the Monitoring Department	9
1.4 Reaching Out	10
1.4.1 <i>Kiplinger Program, Ohio State University</i>	10
1.4.2 <i>Deċiżjonijiet II - Kunsill Nazzjonali tal-Ilsien Malti</i>	11
1.4.3 <i>ICA Festival, MCAST Institute for the Creative Arts</i>	11
1.4.4 <i>Master Class on Scriptwriting</i>	12
1.4.5 <i>Course on Maltese for Journalists, News Casters , and Broadcasters</i>	13
1.5 Quality in TV	13
1.6 Executive Training Seminar - Strategic Tools for Media Regulators in an Age of Abundance, Convergence and Disinformation	15
1.7 German visit – November 2019	16
1.8 European Regulators Group for Audiovisual Media Services (ERGA)	17
1.8.1 <i>Media Plurality (4th February 2019)</i>	18
1.8.2 <i>Protecting children in audiovisual media services (9th October 2019)</i>	19
1.9 Gender Diversity in News & Current Affairs Programmes	20
<i>Item topics and presentation</i>	21
<i>Anchors - Reporters - Journalists - Commentators</i>	21
<i>Panels and Guests</i>	21
<i>Guests NOT on Panels</i>	21
<i>How were these items presented and discussed?</i>	23
<i>Concluding remarks</i>	25
1.10 Study on the health and behaviour of school-age children	25
<b>2. Administrative Offences</b>	<b>26</b>
<b>3. Broadcasting Licences</b>	<b>27</b>
3.1 Television Licences	27
3.1.1 <i>PBS Multiplex Licence</i>	27
3.1.2 <i>Commercial TV Licences</i>	27
3.1.3 <i>Satellite TV Stations</i>	27
3.2 Radio Broadcasting Licences	27
3.2.1 <i>National Analogue Radio (FM)</i>	27
3.2.2 <i>Digital Radio</i>	27
3.2.3 <i>Drive-in Cinema Events</i>	28
3.2.4 <i>Community Radio Stations</i>	28
<b>4. Programme Complaints</b>	<b>30</b>
4.1 Civil Society Group Repubblika vs PBS Ltd. (TVM and Radju Malta News)	30
4.2 Civil Society Group Repubblika vs PBS Ltd. (TVM and Radju Malta News)	30
4.4 Imperium Europa vs NET TV	31
4.3 Imperium Europa vs PBS Ltd.	31
4.5 Imperium Europa vs ONE	32
4.6 Human Rights Directorate vs FLiving	32
4.7 Yobetit.com Limited vs PBS Ltd.	33

<b>5.</b>	<b>Court Cases</b>	<b>34</b>
	Digi B Networks Limited vs Broadcasting Authority	34
<b>6.</b>	<b>Political Broadcasts</b>	<b>35</b>
<b>7.</b>	<b>Radio and Television Audience Assessment</b>	<b>40</b>
7.1	Radio Audiences	40
	<i>How many people listened to Radio?</i>	41
	<i>How long did listeners tune in?</i>	42
	<i>What type of Radio sets do people use?</i>	43
	<i>What type of Radio programmes do listeners follow?</i>	43
	<i>Which Radio Station had the highest number of listeners in total?</i>	46
	<i>For how long did Stations retain their listeners?</i>	46
	<i>What was the largest number of listeners at any one time?</i>	47
	<i>What were the audiences throughout the day?</i>	48
	<i>Which Radio Station had the largest percentage of audiences?</i>	48
7.2	Television Audiences	49
	<i>How many people watch TV?</i>	49
	<i>How much time did TV viewers spend watching television?</i>	50
	<i>What type of reception service is used?</i>	51
	<i>What are the favourite programme genres on television?</i>	51
	<i>Which TV station had the highest number of viewers?</i>	52
	<i>For how long did TV stations retain their viewers?</i>	53
	<i>What was the largest number of TV viewers at any one time?</i>	54
	<i>Which TV station had the largest percentage of audiences?</i>	55
<b>Appendices</b>		
<b>1.</b>	<i>Rapport imħejji mill-Kumitat konsultattiv dwar il-Kwalità fix-Xandir (Televizjoni) fi ħdan l-Awtorità tax-Xandir</i>	<b>58</b>
<b>2.</b>	<i>Direttiva tal-Awtorità tax-Xandir dwar Programmi u Reklami mxandra matul il-perjodu 15 ta' April - 25 ta' Mejju 2019</i>	<b>60</b>
	Broadcasting Authority Directive on Programmes and Advertisements broadcast during the period 15th April to 25th May 2019	60
<b>3.</b>	List of Administrative Offences	<b>66</b>
<b>Report and financial Statements for the year ended 31st December 2019</b>		<b>69</b>



# Foreword

On September 29, 1961 the enactment of the Broadcasting Authority went nearly unnoticed. Due to prevailing historical circumstances imagination was focused on the highly anticipated introduction of a Television Service in Malta. But the workings leading to a Broadcasting Authority had started in 1958. Then Governors Sir Robert Laycock and his successor Sir Guy Grantham were well aware that no hard infrastructure (Sound and TV Broadcasting technology) could survive, let alone fulfil its function unless endowed with a soft infrastructure (legal framework, institutional guidelines and guarantees, ...) to direct it, provide it with boundaries, and give it the required space and resources to exist.

The idea behind a Broadcasting Authority was to have “in the public interest the highest possible standards of broadcasting”<sup>1</sup>. To achieve this objective, the Authority was granted a constitutional status guaranteeing its autonomy even from country governance, independence and impartiality. It was vested with the sole authority to grant broadcasting licences and follow up on the monitoring and sanctions required to ascertain standards in broadcasting. All this in the public interest because the European context has always considered broadcasting as a service to the common good<sup>2</sup>.

Over the years Maltese society has changed. A neo-liberal governance has adopted the principle of *caveat emptor* in our ways of life, including broadcasting. The advent of pluralism in 1991 brought what was thought a multiplicity of voices including the political parties amongst other interests. The Broadcasting Authority strive to achieve impartiality and good practice and standards in the local broadcasting media by implementing the provisions of the current Broadcasting Act. The Broadcasting Authority understands that the Broadcasting Act which had been in place for a good number years needs to be amended to reflect the modern days. Along the years we have moved to a multiplicity of broadcasting channels, some having political interests, and a plethora of electronic platforms and sources from overseas.

Another major development in Malta has been the institution of a Malta Communications Authority (MCA) with a mandate to ascertain digital engagement in a fair and equitable way also in the public interest. Legislators wanted to ascertain citizens’ protection even in the new world brought about by a digital era. While acknowledging the specific domain of the MCA, the Broadcasting Authority might widen its spectrum to encompass some of the audio visual element which would be broadcast on a digital platform. Broadcasting will no longer be seen as just radio and television broadcast but will be moving on to online content and regulation will have to move on to cover other broadcasting on other platforms. This is a new concept which will be introduced after the Audio Visual Media Services Directive is transposed since this widened the scope of broadcasting regulation with the inclusion of other media services.

So as the Broadcasting Authority approaches its 60th anniversary, is it time to again revisit the original objectives of this institution? In a time of ever-increasing pluralistic perspectives, Is the public better safeguarded against monopolistic demagogues with a guaranteed impartial provision of broadcastings? Can the Broadcasting Authority move to a holistic criteria of engagement, access and citizen participation? Can the Authority move from the notion of a guardian of minimal standards to a criterion of safeguarding a better-informed citizenship engaged in societal development? The work undertaken to improve the quality of TV broadcasting is a step in the right direction. How can the Broadcasting Authority enhance digital and media literacy of the citizens? Can the Authority be a catalyst of good production standards? Are all important societal questions being covered and discussed in the current broadcasting offerings?

Obviously, the list of questions above indicates that the Broadcasting Authority has a significant role to play in the current Maltese scenario. The Broadcasting Ordinance was enacted in view of the Maltese Constitution yet to be created. Throughout the years the Authority has risen to the plate and will hopefully continue to do so even in our day.

As the Authority approaches its 60th anniversary, there is still hope for the Phoenix.

<sup>1</sup> Times of Malta, September 29, 1961 p.2

<sup>2</sup> Anania, F. (2004). *Breve storiadella radio e della television italiana*. Roma: CarocciEditore

## 01

## REVIEW OF THE YEAR

**1.1 The Broadcasting Authority**

On 1st October the Members of the Board and staff were shocked to learn of the demise of the Chairman, Mr Martin Micallef. Mr Micallef occupied the role of Chairman for two and a half years with much dedication and professionalism. He had been directly involved in broadcasting for the best part of his life, aptly ending his long career in the regulatory field. Mr Micallef was dignified and yet down-to-earth, conscious of the sensitivity of his post and conscientious in observing the law which exists mainly for the benefit of listeners and viewers. Media professionals had the pleasure of meeting Mr Micallef during visits he made to the various stations to explore more closely the difficulties encountered by licensed media companies, this bringing the Authority nearer to the media.

During the year in review the Authority was composed of the same board members as the previous year. After the Chairman passed away, Mr Frank V. Farrugia was appointed as the new Chairman on 4th November. Mr Farrugia has many years of experience leading and working in private and public organisations and entities, including as President of the Chamber of Commerce. He began his career in the Engineering Department in Rediffusion Malta Ltd., and was also appointed as Director of Eurochambers which represents 20 million businesses in Europe.

The table below shows the composition of the Broadcasting Authority. During the year in review the Authority held a total of 26 meetings.

**The Authority was thus composed of:****Chair**

Chev. Martin Micallef M.A.  
Frank V. Farrugia

(deceased)  
(appointed on 04/11/2019)

**Members**

Mr Charlo Bonnici, B.A., Dip. Ger, M.A. (Leicester)  
Dr Peter Fenech M.A., LL.D.  
Mr Frans Ghirxi  
Dr Alessandro Lia LL.D.

**Chief Executive**

Dr Joanna Spiteri, B.A. Hons. (Communications Studies), M.A., Ph.D. (Stirling)

**Secretary**

Dr Simon Manicolo B.A., LL.D.

**1.2 Sponsorship**

The yearly financial sponsorships which the Authority is involved in are mainly the Sponsorship of media people for the Certificate Course in Proof Reading of the Maltese Language and the Malta Journalism Awards.

**1.2.1 Certificate Course in Proof Reading of the Maltese Language**

For this year there were no journalists or media people who applied for the Certificate Course in Proof Reading of the Maltese Language held at the University of Malta.

**1.2.2 29th edition of Malta Journalism Awards**

For another consecutive year, the Broadcasting Authority financially supported part of the 29th edition of the Malta Journalism Awards. This is an annual event organised by the Institute of Maltese Journalists (IGM) and the aim of such an event is to honour journalists or contributors whose work would have enriched the journalism profession in

Malta. During last year's event there were 53 finalists in 19 categories. The Broadcasting Authority has supported this event for a number of years since it encourages and and highlights professional journalism.

### 1.3 Thematic Reports compiled by the Monitoring Department

The work of the Monitoring Department is not limited to the daily monitoring of nationwide transmissions of radio and television channels. The Department also compiles a number of thematic reports which focus on particular issues, stations or programmes in order to provide an in-depth analysis of trends and developments in the broadcasting sector. These are based on risk assessment reports which are carried out in tandem with each season's change of schedules.

As in previous years, 2019 started off with the analysis of the two most significant fundraising telethons on local television i.e. *L-Istrina 2018* and *Festa ta' Ġenerożità 2019*. Whilst acknowledging the need and importance of such fundraising events, the Broadcasting Authority is highly concerned about safeguarding the portrayal of minors and vulnerable people during these telethons as per Subsidiary Legislation 350.15. This complex and sensitive issue is dealt with through coordination and cooperation with various entities, amongst which Aġenzija Appoġġ, producers and television stations.

In 2019, ten community radio stations had their licences renewed for a further 3-year period. In view of these renewals, the Monitoring Department compiled a number of transmission reports highlighting a wide range of aspects which characterise the transmission of these stations. The identified issues were addressed on a one-to-one level through guidance and communication with the stakeholders. Whilst keeping in mind that many of these stations operate on a voluntary basis, the Authority made sure to strike the right balance between flexibility and compliance with the provisions set out in the Broadcasting Act.

Apart from local content, the Monitoring Department also monitors the content of foreign channels which fall under Maltese jurisdiction. These channels target third country audiences and are primarily thematic channels which broadcast content over satellite networks. In 2019, Fight24 of MABN Ltd, a sports niche channel sourced from Germany and Dubai and targetting European audiences, was analysed and had its licence renewed. TV Russ was also monitored in 2019. This is a satellite station broadcasting in the Russian and German languages and targeting audiences outside Malta.

#### Thematic Reports compiled by Monitoring Department

1. Rapport Maratona L-Istrina 2019
2. Rapport Tematiku - Festa Ġenerożità 2019 (Dar tal-Providenza)
3. Rapport Trażmissjoni - Radju Sokkors
4. Rapport Trażmissjoni - Radju Prekursur
5. Rapport Trażmissjoni - Radio Lehen il-Qala
6. Rapport Trażmissjoni - Lehen il-Belt Ġorġjana
7. Rapport Trażmissjoni - Radju Santa Katerina
8. Rapport Trażmissjoni - Radju Xeb-er-ras
9. Rapport Trażmissjoni - Radio City
10. Rapport Trażmissjoni - BKR Digital Radio
11. Rapport Trażmissjoni ta' Fight24 (Satellite Station)

The list above shows all the thematic reports and Promise of Performance reports conducted during the year in review.



#### 26 March 2019 - Revision of AVMS Directive

[above left] Dr Joanna Spiteri, Chief Executive, and Randolph Micallef, Head Monitoring Department, addressing station representatives.

**1.4 Reaching Out**

Following the revision of the Audiovisual Media Services Directive (which is expected to be transposed by September 2020), in March 2019, the Authority held an information session with local television stations intended to shed light upon the changes to the material rules of the said directive with a specific focus on Article 23. This article is of particular relevance as it sets out the advertising time limits throughout a televised transmission. In this session, stakeholders were given a thorough analysis of the new parameters set out by this provision so as to start thinking about different ways of planning their marketing and revenue strategies as well as editorial decisions.

All television stations were represented at the meeting. Article 23 of the AVMS would directly impinge on the broadcasting content particularly with regards to the quantity of advertising which can be included in the content.

**1.4.1 Kiplinger Program, Ohio State University**

In collaboration with the U.S. Embassy in Malta, a visit by Dr Kevin Z Smith from the Ohio State University was made to the offices of the Authority on 3rd May.

Dr Smith is the Director of the Kiplinger programme in Public Affairs Journalism and has been a longtime leader in the Society of Professional Journalism.

Following a meeting with the Chairman, CEO and members of management, Dr Smith made three presentations to the Monitors of the Broadcasting Authority on Freedom and Responsibility of the press, Evaluation and interpretation of News, and Fact-checking and Fake News. The Authority considers it important to train its staff apart from its stakeholders.



**3 May 2019 Dr Kevin Z Smith**  
*Director, Kiplinger Program,  
Ohio State University*



**3 May 2019**  
*[above] Meeting with Martin Micallef, Chairman Broadcasting Authority and management;  
[below] addressing staff members.*



### 1.4.2 *Deċiżjonijiet II - Kunsill Nazzjonali tal-Ilsien Malti*

On the 6th of March 2019, the Broadcasting Authority, in collaboration with Il-Kunsill Nazzjonali tal-Ilsien Malti, organised a half-day seminar in which over seventy stakeholders and participants were given a detailed overview on *Deċiżjonijiet II*. These amendments provide clear guidelines on how to write and use foreign words in Maltese. In line with the Authority's obligations set out in S.L. 350.10 (Code on the Correct Use of the Maltese Language on the Broadcasting Media Regulations) this seminar was well attended and proved to be another important step in the right direction for promotion of the Maltese language.

A lecture by Dr George Farrugia, a lecturer at the University of Malta, was delivered during this seminar and the participants were given a certificate of participation. This continues to emphasize the commitment of the Authority in training media people with the ultimate aim to enhance quality in broadcasting. Present for the seminar was also Thomas Pace, Executive Director Kunsill Nazzjonali tal-Ilsien Malti.



### 6 March 2019 - *Deċiżjonijiet II - Kunsill Nazzjonali tal-Ilsien Malti*

[above] Dr Joanna Spiteri, Chief Executive, addressing the participants at Old University Building Valletta.

### 1.4.3 *ICA Festival, MCAST Institute for the Creative Arts Graphic design in journalism, politics and strategic design*

During these last years, the Broadcasting Authority worked on a number of reach-outs and training for the industry. The Authority is striving on educating media people and students, not only about legislation, but also about other media techniques which are used in the media industry. The Authority is trying to use different platforms and collaborative activities with other entities. The Broadcasting Authority, in collaboration with MCAST Institute for the Creative Arts, in August 2019 invited Mr Ariel Garofalo, a graphic designer from Argentina, to Malta to deliver a series of talks on strategic graphic design as well as graphic design in journalism and graphic design in politics. Mr Garofalo has been a professor of typography and editorial design at the University of Buenos Aires; he lectures and exhibits his work at the Desing est of Guadalajara (Mexico), at the Alliance Francaise in Buenos Aires, at the SIP (Inter-American Press Association), and at several other events. His works have been published in the Novum magazine in Germany, 360 Design in China and the book *Artificium*. He has developed projects for America, Europe and South Africa amongst others. He is currently an independent consultant and directing his design studio [www.kreattivita.com](http://www.kreattivita.com) developing media projects and political branding.

During his visit to Malta, Mr Garofalo gave a series of three lectures, the first being Graphic Design and Journalism which led the audience through the evolution of the print newspaper to modern day e-newspaper and online news portals. Graphic design plays an important factor in the changing scenario of journalism, particularly print



### 30-31 July, 2 August 2019 - *Graphic Design in Journalism, Politics and Strategic Design*

[above] Dr Joanna Spiteri, Chief Executive, addressing the participants with Ariel Garofalo [right] at Spazju Kreattiv, Valletta.

## BROADCASTING AUTHORITY MALTA

journalism. It attracts media consumers and/or maintains present media reach by service providers.

Another session dealt with graphic design and politics. It is well known that political campaigns are won or lost not only on electoral promises but also on campaign design and development and controlled in last minute manoeuvres. Graphic design thus plays an important part in political campaigns, as Mr Garofalo explained. During this session, Mr Garofalo spoke about the brand development for the Senator of the Argentine Nation, Miguel Angel Pichetto, who was a presidential candidate and was a candidate for vice-president of the President of the Nation Mauricio Macri in the elections in October 2019.

The third session dealt with strategic design thinking. Mr Garofalo went through ideas, strategy and design development and showed a number of case studies wherein strategic design was important for the branding of a company, a newsroom and/or a publication, amongst others.



*Mr Martin Micallef, Chairman of the Broadcasting Authority with Ariel Garofalo [above]*



*[above left] Dr Joanna Spiteri, Chief Executive Broadcasting Authority with Ariel Garofalo and Dr Martina Caruana, M.C.A.S.T  
[above right] Antoinette Zammit Bugeja, Senior Lecturer with Ariel Garofalo*


### 1.4.4 Master Class on Scriptwriting

Local Maltese drama is one of the most sought after programmes on local radio and television and the Broadcasting Authority endeavours to promote and support producers and broadcasters in good quality productions.

Such programmes require a good plot, continuous development in characterisation, and a never-ending oddity at the end of each programme leading to the next broadcast.

Given the popularity of local drama, the Broadcasting Authority recognises the need that such drama programmes are professionally produced notwithstanding the limitations of the Maltese industry.

To this end, the Broadcasting Authority together with the Culture Directorate, the Arts Council and the Malta Film Commission joined forces and organised a Masterclass on Script Writing on the 9th, 10th, and 11th September 2019 at the Spazju Kreattiv, Valletta. This course was led by Dr John Collee who wrote the screenplay for Master and Commander: The Far Side of the World, starring Russell Crowe and directed by Peter Weir and which was nominated for 10 Oscars including Best Picture. It won two Oscars. Dr. Collee wrote the animated feature Happy Feet which won the Oscar for Best Animated Feature in 2007. His most recent script is for the thriller Hotel Mumbai" released in the US last March and which has already won the Audience Award at the Adelaide Film Festival.



*Dr John Collee*

Dr John Collee also wrote screenplays for television and served as well as Script Consultant on numerous productions.

### 1.4.5 Course On Maltese for Journalists, Newscasters, and Broadcasters

As part of the educational role which the Authority embarked on in 2019, the Broadcasting Authority held a number of meetings with Kunsill Nazzjonali tal-Ilsien Malti to discuss ways how to further train journalists and TV and radio presenters and producers in the good use of the Maltese language. A training module of 18 hours of lectures was designed for this training course.

This training course consisted of training in translation, diction, the correct use of words and the skills in the use of the Maltese language in broadcasting.

This course was spread over a period of nine weeks between 16th October and 11th December and was held at the Old University Building, Valletta.

#### 6 March 2019 - Deċiżjonijiet II Kunsill Nazzjonali tal-Ilsien Malti

*[right] Dr Joanna Spiteri, Chief Executive, addressing the participants at Old University Building Valletta.*



### 1.5 Quality in TV Broadcasting Conference

The Broadcasting Authority is also keen to work on the quality in TV broadcasting. Apart from ensuring that local stations are abiding by the law, it is also charged with the task of defining and promoting quality in broadcasting, making the media industry competitive, but at the same time, more quality oriented. Over time the television industry in Malta has grown through the number of media houses, however, unfortunately one cannot say that the quality has improved with the increasing number of production houses and local productions. This was due to a number of reasons such as lack of training and finances. In view of this the Broadcasting Authority at the end of 2018 set up a consultative committee to analyse quality in TV broadcasting and come up with suggestions on how to improve the quality in TV broadcasting in Malta.



The Advisory Committee was composed of Mr Charles Stroud, Ms Anna Bonanno, Mr Mario Azzopardi and Mr Joyce Grech and was led by one of the Board Members Mr Charlo Bonnici. The task of the committee was to analyse a number of samples of local programmes and subsequently the Broadcasting Authority would have different snapshots of the type of quality or the lack of it. The Advisory Committee assessed quality indicators in specific programming. Since there is no unique definition of quality in broadcasting, the Advisory Committee could study, through different aspects in broadcasting, what makes good quality and come up with suggestions which the Authority can take on board and share with the media industry. The choice of topics and content, diversity, entertainment, innovation, accurate information, and well researched programmes are amongst some of the elements which make good quality programming.

The Committee analysed a sample of local programming and met with various broadcasting station managers and independent programme producers to get first hand information of the situation of the media industry and the difficulties and challenges which producers face.

After 11 meetings the advisory committee came up with a report and a series of recommendations which were presented to the Board for its approval and perusal. The report delved into four main aspects of production :

- Content and programming
- Technical and aesthetic aspects of production
- Training and standards
- Financial and funding of programmes

Apart from giving the state of play of the media industry following the analysis of the sample and the discussion with stakeholders , the report listed 10 recommendations suggesting change in broadcasting legislation to set up the minimum national standards in broadcasting, an increase in public funds to help productions and a setting up of a Quality Monitoring Unit for each broadcasting station, amongst others. The report also suggested a setting

26 November 2019

Quality TV - InterContinental Hotel, St Julians.



Frank V. Farrugia, Chairman Broadcasting Authority - introductory speech [above left]  
 Hon. Dr Owen Bonnici, Minister for Justice, Culture & Local Government [center]  
 Charlo Bonnici, Chairman Consultative Committee on Quality TV, [right]



**Technical and Aesthetic aspects of Production**  
 [left to right] Louiselle Vassallo, Pablo Micallef, Mario Azzopardi (Moderator), Engelbert Grech



**Training and Standards**  
 [left to right] Rev. Prof. Saviour Chircop, Angele Galea, Anna Bonanno (Moderator), Pierre Portelli



**Content & Programming**  
 [left to right] Charles Saliba, Prof. Carmen Sammut, Joyce Grech (Moderator), Alvin Scicluna.



**Financial and Funding of programmes**  
 [left to right] Mark Doneo, Mary Ann Cauchi, Mario Azzopardi (Moderator), Anthony Bonello



**Concluding Remarks**  
 [right] Dr Joanna Spiteri, Chief Executive, Broadcasting Authority

up of an Academy under the responsibility of the Broadcasting Authority which would provide training to local producers and others who would be interested to venture into broadcasting.

The Broadcasting Authority discussed in great length the recommendations pointed out in the report and suggested that a national conference should be organised wherein the report would be forwarded to all media providers. To this effect a national conference was held on 26th November 2019 wherein a number of producers and media houses participated. The Minister of Culture, Hon Dr Owen Bonnici was also present at the conference. During his speech he emphasized support to the media industry which the Government is committed to give and the need for Maltese viewers to have quality in television programming. The BA Chairman, Frank V. Farrugia who had just taken the helm, while recognising the work done by the advisory committee, expressed his commitment to follow in his predecessor's footsteps in working to raise the broadcasting standards of local programming.

The conference was divided into four different panels which were moderated by the advisory committee member and which discussed the four main aspects of the report. The first panel moderated by Joyce Grech discussed content and programming and was composed of Alvin Scicluna, Prof Carmen Sammut, Charles Saliba.

The second panel moderated by Anna Bonanno discussed training and standards and was composed of Prof. Saviour Chircop, Angele Galea and Pierre Portelli.

The third panel moderated by Mario Azzopardi discussed technical and aesthetic aspects of production and was composed of Louiselle Vassallo, Pablo Micallef and Engelbert Grech.

The fourth panel moderated by Mario Azzopardi discussed financial and funding of programmes and was composed of Mark Doneo, MaryAnn Cauchi and Anthony Bonello.

During the conference, the media providers and producers who were present had the opportunity to voice their suggestions, concerns and challenges which they face regularly when producing their work. The Broadcasting Authority promised that this conference and all the feedback will be followed up and the Authority will work on a number of recommendations which would help quality in TV broadcasting.

### **1.6 Executive Training Seminar - Strategic tools for Media Regulators in an Age of Abundance, Convergence and Disinformation**

On the 11 November 2019, Dr Simon Manicolo LL.D. attended a training seminar entitled Strategic Tools for Media Regulators in an Age of Abundance, Convergence and Disinformation organised by the School of Transnational Governance and held in Fiesole, Florence, Italy. It was co-ordinated by Professor Madeleine de Cock Buning.

The main object of the training seminar was to assist Media Regulators who are nowadays confronted with an abundance of new regulatory tasks, technologies and subjects for their oversight, to effectively master the fast-moving developments whilst remaining an effective and authoritative regulator in the years ahead. The Training Course provided participants with future proof strategies to effectively tackle the most relevant issues they are confronted with. This year the focus was on disinformation, deep fakes, filter bubbles and troll factories from a regulator's perspective. Participants engaged in a Laboratory for Problem Solving which provided them with the tools to face their own specific professional challenges in order to take the strategic decisions that are required.

During the session, entitled 'Risk-based Oversight', Robbert Barth, an Independent Advisor, introduced the problem-solving approach promoted by Prof. Malcolm Sparrow and others. Participants were required to explore three questions: What does it mean to be a risk-based regulatory authority in a rapidly changing environment? What relevant lessons can we learn from the experiences of other regulatory authorities? And, finally, what are some of the main organizational challenges in further developing the risk-based approach? Participants were asked to reflect on the examples provided to them, and to relate these to experiences within their own authorities. The session led to a broader understanding of challenges and pitfalls encountered by regulatory authorities and how to deal with these.



**11 November 2019 - Executive Training Seminar**  
Dr Simon Manicolo, Board Secretary  
[above - third from right]

Professor Madeleine de Cock Buning, with the assistance of Robbert Barth, introduced the concept of tailor-made compliance for the enhancement of regulators' effectiveness. In this context, the session focused on the new requirements of the Audiovisual Media Services Directive (AVMSD). What compliance tools (e.g. fines, licence withdrawal, publicity, warnings) are already in the tool box to use for media regulators? Which new ones can and should be introduced? Participants were asked to share experiences with possible tools.

In a subsequent and concluding session, Professor de Cock Buning and Francesco Sciacchitano from AGCOM delved into the area of Disinformation and what to do against it from a regulatory perspective. They shared recent developments on the phenomenon that is considered to be one of the largest challenges to our modern societies. Taking the results of recent research they provided for some possible solutions.

### **1.7 German visit – November 2019**

During 2019, the Broadcasting Authority started to explore media literacy methods and systems which would be relevant to our Maltese media scenario. Media literacy is highly important in today's world since audiovisual content is widespread across different platforms and for different reasons. Media literacy is the ability to identify different types of media and understand the message they're sending, so media literacy interest producers but most importantly media consumers. Media consumers particularly minors need to get accustomed to the reading and analysing of the media. For this reason the Broadcasting Authority felt the need to explore methods of media literacy which are being used by other EU broadcasting regulators. Thanks to networking and co-operation between regulators, in November, the Chief Executive was invited by the Bavarian media regulator (BLM) for a visit to familiarise with a number of media literacy projects which this Authority embarked on.

Dr Spiteri was welcomed by Johanna Fell, the European representative and assistant to the President of the BLM during her visit at the BLM offices in November 2019. A presentation was given by Ms Marie-Luise Orendi, training and further education MachDeinRadio and Ms Jutta Schirmacher, protection of minors and media education. Ms Schirmacher described the media education concept which was being managed in the Bavarian region and Ms Orendi explained the BLM workshop concept of media literacy. They explained that a number of media projects are organised together with a media literacy institution with a number of video content online and television spots and campaigns. During this meeting, the educational curriculum in Bavaria vis-à-vis media literacy for school children was also discussed. Another project held by the Foundation of Media Literacy and the Bavarian regulator is the Parents' evening wherein parents for different age group children are invited for a yearly meeting with expert speakers on several topics concerning media. During these meetings information material on media literacy is distributed.

Another project discussed during this visit is the Mach Dein Radio – 'Make your own radio'. This project consists of training school children and co-ordinate this project with non commercial radios until finally school children produce radio programmes which are aired as part of their transmission. Moreover, the work done under the project of the Mach Dein Radio is put on online platform.

Dr Spiteri was also invited to visit a Media School and she was given a tour by the Head of Programme Klaus Kranewitter. This institute trains students and those interested to venture into broadcasting. They also organise awards for the best radio content and the award is done by local broadcast stations. This institute gives training to students to produce radio and TV programmes, podcasting and graphics.



*Visit at the Media School - Klaus Kranewitter, Head of Programme and Dr Joanna Spiteri, Chief Executive Broadcasting Authority [above and below] Jutta Schirmacher, Department for Media Literacy and Protection of Minors and Marie-Luise Orendi, Programme Department*





### 1.8 European Regulators Group for Audiovisual Media Services (ERGA)

The European Regulators Group for Audiovisual Media Services (ERGA) is made up of national regulatory authorities in the field of audiovisual media services. ERGA advises the European Commission and serves as a platform for cooperation between the NRAs in the EU. ERGA works on different issues during the year and for this reason a number of task forces are organised, each having specific tasks at hand.

At the 12th ERGA Plenary Meeting, members adopted the ERGA Work Programme 2020. This year's programme will focus on:

- (i) strengthening the digital single market by enforcing European rules and values in the online environment
- (ii) disinformation
- (iii) ensuring prominence and non-discriminatory access of audiovisual media content to all platforms.

Task Force 1 dealt on the changes to the material rules for audiovisual media services. This task force was attended by the Chief Executive and dealt on a number of issues which emanates from the Audio Visual Media Services Directive, namely the Protection of Minors (Article 6A), Incitement to hatred and violence, Accessibility and the issue of Prominence of European works. This task force discussed the amendments which will be brought up by the implementation of the new Directive and analysed the proposals for the effective implementation of the rules.

The Italian regulator (AGCOM) had the task to analyse the aspect of audiovisual commercial communication and the criteria of what is termed as 'signal integrity'. During this task force the regulators exchanged ideas on the implementation of this Directive with regards to audio visual commercial communication but also discussed difficulties they have to implement new provisions, particularly how to monitor the quantitative rules. This task force also discussed the new obligations for video on demand, the 30% prominence of European works as the new provision, and a creation of a fund for the promotion of national works and the extension of these obligations to contribute to the fund but also the audiovisual media services which are not in the country.

Taskforce 2 dealt on the changes to the material scope and video sharing platforms and new ways to regulate and co-regulate them. How to identify video sharing platform and what are the different criteria to identify them.

Taskforce 3 focused on infringement procedures, a task which has started the previous year. The discussion started in 2018 on infringement with regards to harmonised rules, national rules and infringement of non-EU provider. The objective of taskforce 3 in 2019 was to give recommendations on concrete mechanisms of regulation in a converging media environment, including a broader range of service providers on the internet. This taskforce also discussed how regulators can execute when there is violating content.

Despite the limitations of being a small regulator, the Authority committed itself to participate in all four subgroups included in the 2019 programme (covering Media Plurality, The Future of ERGA, Implementation of the Audiovisual Media Services Directive (AVMSD) and Gender Diversity). Throughout 2020, all three subgroups planned by ERGA will again be attended by the Authority's officials.

### **1.8.1 Media Plurality (4 February 2019)**

Ensuring media pluralism remains a key focus across the EU as the rapidly evolving digital environment continues to cause significant disruption to the established media landscape and raises concerns about the quality and accuracy of political discourse. The scope of the media landscape is changing and this is particularly testing in the assessment of challenges to media plurality at a Member State and EU level. In addition, concerns over the veracity of news and information being promoted to EU citizens through online social networks have increased and this has prompted action at a national and international level. This is reflected in the EU Code of Practice on Disinformation signed by the online platforms Facebook, Google and Twitter, Mozilla, as well as by advertisers and advertising industry in October 2018 dealing with self-regulatory standards to fight disinformation, and the related EU Action Plan against Disinformation.

In 2018 this ERGA sub-group produced a report that focused on instruments available to regulators to ensure internal plurality in their relevant media environments and possible challenges (including an initial work in the area of disinformation). In 2019, the Subgroup continued to elaborate on topics from 2018 with additional focus on various aspects of external plurality. However, this will now be balanced with activities arising from the Action Plan which are time sensitive and require priority. The Action Plan identifies a role for ERGA in assisting the Commission to monitor the implementation of the commitments given by signatories to the Code and to assess the overall effectiveness of the Code. These activities had to be a priority for the Subgroup in 2019 and in essence, in view of the EU elections, this was the scope of the meeting attended by Dr Simon Manicolo, held in Brussels on the 4 February 2019 i.e to take stock of the work done so far, and to plan ahead further initiatives to meet the prescribed obligations.

In his introductory remarks, Mr Michael O’Keefe, the Chair of the Subgroup mentioned that the aim of this meeting would be to discuss the ERGA’s involvement in monitoring the effectiveness of the Code of Practice on disinformation. He also mentioned that the Taskforce would have to decide how to accommodate these new tasks in its workflow.

Following the introduction, Mr Paolo Cesarini from the Commission outlined the key Commission actions concerning disinformation. He also mentioned the Elections Package, and in particular, the Commission Recommendation including transparency obligations for political actors. With regards to the Code of Practice, Mr Cesarini underlined the following key messages:

- (i) The Implementation Report from December 2018 sets three main phases in assessing the effectiveness of the Code of Practice including: (i) initial reporting to the Commission signatories about policies that signatories aim to implement (concluded in January 2019),
- (ii) intermediary reporting phase from February to May 2019 concerning online platforms and, (iii) the overall assessment by November 2019
- (iii) For the intermediary monitoring, only the first three commitments will be examined, as they remain especially important in the context of the EP elections.
- (iv) The effectiveness assessment will include, in particular, verifying that certain functionalities are available. However, such verification should be checked locally as certain features of platforms might differ at national level.

With regards to the intermediate monitoring, the Commission highlighted that the engagement of ERGA members would allow to verify if the specific functionalities that platforms committed to were available in the same way in Member States.

The second part of the meeting included a series of presentations concerning the current national developments in the area of disinformation. In particular, this included contributions from Germany, France and Italy.

Germany –The German NRA updated members about its recently launched research project on disinformation. This project, led by three German media authorities together with the Technical University of Munich, focuses on political advertising and micro-targeting and aims to provide analysis in the context of the European Parliament elections in Germany.

France –The French NRA updated the Subgroup about the new French law on manipulation of information, which envisages reinforcement of media literacy, implementation of legal proceedings and increasing transparency of online platforms.

Italy – The Italian NRA reported on the fact-checking activities of Italy in the context of the EP elections. It had launched the working table with journalists, political communication specialists and online platforms.

### 1.8.2 Protecting children in audiovisual media services (9 October 2019)

The Broadcasting Authority was also present for the ERGA (The European Regulators Group for Audiovisual Media Services) workshop which was held under the chairmanship of the Slovakian regulator, the Council for Broadcasting and Retransmission (CBR). The theme of this workshop which was attended by Dr Joanna Spiteriwas "Protecting children in audiovisual media services – How AVMSD can help to tackle advertising of HFSS foods to children". The topic of advertising unhealthy foods and beverages has been brought to the attention of the media regulatory authorities and the revised Audiovisual Media Services Directive strengthened this provision of HFSS foods in advertising.

The workshop moderated by the Director of CBR and ERGA chairman, Ľuboš Kukliš, was divided into three parts. The first panel gave a general context to regulatory authorities showing the extent of the problem. During this workshop facts and statistics were given by the European Commission and the WHO. The second panel discussed existing policies in EU and globally wherein some national case studies were provided.

During this workshop, the speakers discussed the main challenges and the negative effects of obesity. The obesity trends in children are increasing and the need for co-operation was emphasised, including in the marketing and advertising sector in the media. As shown by the WHO statistics over 340 million children and adolescents aged 5-19 were overweight or obese in 2016.

Lifestyles habits are forged at childhood and through learning and adopting certain lifestyle at this age, the chance that such habits will be sustained into adulthood is greatly increased. And changes in childhood through adolescence is crucial. How is the European Commission tackling this issue? In 2019, the Commission is using a multi dimensional approach and its main goal focus is on good health and well being. This is done through a steering group on promotion and prevention wherein best practices among all stakeholders and health programme actions are selected. The European Commission also supports member states and targets EU funding.

During the workshop the discussion focused on the importance of having a joint action between the health department in each member state when AVMS is transposed. Ideally it should be a joint effort between marketing and health authorities for certain parts. It was argued that regulation would provide equal protection to all children regardless of socioeconomic group.

The aim of the revision of the AVMSD is to adapt existing rules for audiovisual media services to the new realities, in the sense that viewers are moving away from traditional audiovisual media services towards consumption of audiovisual content on demand and online. In the new Directive commercial communication of HFSS foods has to do with duration, placement and identification, in other words it has to do with product placement and sponsorship. There is a minimum harmonisation in the AVMSD directive. The new AVMSD obliges member states to encourage co and self regulation but also such codes of conducts should have specific aim to reduce such advertising to children.

Digital marketing including HFSS foods amplifies advertising in traditional media. In the AVMS Directive there is a minimum harmonisation and the new Directive obliges member states to encourage co and self regulation but also such codes of conduct should have specific aim to reduce such advertising to children. The revision of the new Directive brought up the introduction of extension of advertising rules to VSPs and the essential functionality is to provide videos and this extension bring up and ensures that minors are better protected even on the online environment as customers. For uploaders they have to include some sort of disclaimers that there are some type of audiovisual communication, and advertising on unhealthy food and a provision of encouraging codes of conduct.

According to what was been presented during this workshop, several countries have separate regulations for instance in Norway, Sweden and Quebec there is no advertising to children in connection with their programmes; in France no advertising is allowed before and after 15 minutes of children's programme for public service broadcasting. In UK there is a co-regulation with advertising and a ban on advertising HFSS during children's programmes and in Poland there is co-regulation agreement with broadcasters with the aim to eliminate HFSS advertising while in France there is an agreement with a broad range of stakeholders to promote a balanced healthy lifestyle via a range of commitments.

Since the AVMS brought about an extension of the scope for the VSPs (Youtube, Facebook, etc), this extension will bring new challenges with regard to the provision of commercial communications including the provisions of HFSS foods. During this workshop an official representing Youtube explained that advertisers have rules to help them find audiences for their advertisements. There are certain services such as you tube kids which have restrictive advertising policies wherein no food and beverages adverts are allowed.

1.9 Gender Diversity in Discussion and Current Affairs Programmes

The Broadcasting Authority's commitment to see that gender representation is balanced in the local media started to be tackled this year. This is also in line with the government electoral manifesto which was aimed on gender representation in discussion programmes.

List of Programmes and Number of Items BY Station

As part of this commitment, a group of current affairs programmes were to be monitored for gender diversity as a pilot study of a larger set of data. These programmes were selected from the start of the previous broadcasting season – October 2018. A database was developed in-house and the items of each programme were to be analysed by the:

- scope of the item – Local; National; National and Other Country/ies; International only;
- type of item - Hard item (events of the day); Human/Social issues; Legal/Crime; Editorial opinion; etc.;
- presentation of the item – Film; Feature; Archive footage; AIV (Announcer in vision);
- anchors – reporters – journalists – commentators - gender; age group; occupation; society label;
- panels and guests - gender; age group; occupation; society label.

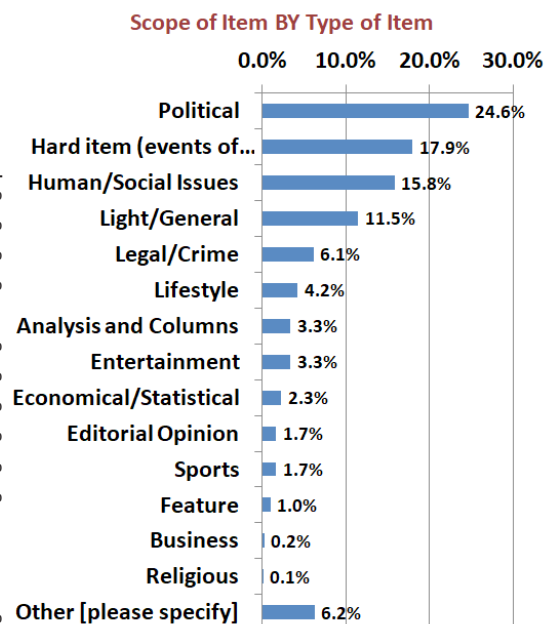
At the time of writing, data is still being collected; however an initial report on the overall operation of the database and of the expected type of results was prepared on a total of 21 programmes broadcast between 1st and 12th October 2018.

These programmes were all Discussion and Current Affairs and taken from five television stations: TVM, ONE, Net TV, Smash TV, and F Living. A total of 836 items were analysed which were distributed as above.

Station	Programme	Date	Items	Station	Programme	Date	Items	Station	Programme	Date	Items	
TVM	Dissett	03-Oct	14	ONE	Arena	03-Oct	9	Net TV	10Q	04-Oct	16	
		10-Oct	13			10-Oct	10				11-Oct	2
	Dot EU	06-Oct	2		One Breakfast	01-Oct	13		Iswed fuq	03-Oct	5	
	Ras imb ras	01-Oct	5			02-Oct	14		I-abjad	10-Oct	2	
		02-Oct	6			03-Oct	23		Net Live	01-Oct	11	
		03-Oct	7			04-Oct	14			02-Oct	9	
		04-Oct	8			05-Oct	8			03-Oct	16	
		05-Oct	4			08-Oct	15			04-Oct	6	
		08-Oct	1			09-Oct	13			05-Oct	9	
		09-Oct	6			10-Oct	12			08-Oct	9	
		10-Oct	4			11-Oct	20			09-Oct	6	
	11-Oct	5	Pjazza	01-Oct	12		10-Oct	5				
	12-Oct	5		02-Oct	11		11-Oct	10				
Realtà	01-Oct	13		03-Oct	6		12-Oct	2				
	08-Oct	10		04-Oct	9	Sorsi infurmati	10-Oct	4				
TVAM		01-Oct	26		05-Oct	9						
		02-Oct	24		08-Oct	3						
		03-Oct	26		09-Oct	3						
		04-Oct	23		10-Oct	5						
		05-Oct	25		11-Oct	4						
		08-Oct	23									
		09-Oct	23									
		10-Oct	24									
		11-Oct	24	F Living								
		12-Oct	22	Attwali	05-Oct	9						
TVAM Weekend		06-Oct	23	Bidla pozzittiva	01-Oct	4						
		07-Oct	23	Exodus	05-Oct	7						
Xarabank		05-Oct	13	Propjeta minn	01-Oct	4						
		12-Oct	9	wara l-kwinti	08-Oct	3						
XTRA		04-Oct	24	X'hemm ġdid	01-Oct	8						
		11-Oct	16		08-Oct	5						

Scope of Item BY Type of Item

Type of Item	Scope of Item					
	Total (N)	Total (Col%)	International Only	Local	National	National & Other Country/ies
Political	206	24.6%	25.9%	10.6%	28.0%	14.6%
Hard item (events of the day)	150	17.9%	55.6%	21.2%	16.7%	12.5%
Human/Social Issues	132	15.8%	11.1%	25.9%	15.1%	12.5%
Light/General	96	11.5%	0.0%	14.1%	12.3%	7.3%
Legal/Crime	51	6.1%	3.7%	3.5%	7.5%	
Lifestyle	35	4.2%	3.7%	8.2%	3.7%	4.2%
Analysis and Columns	28	3.3%			0.5%	26.0%
Entertainment	28	3.3%		7.1%	3.3%	1.0%
Economical/Statistical	19	2.3%			1.6%	9.4%
Editorial Opinion	14	1.7%			1.9%	2.1%
Sports	14	1.7%		1.2%	0.8%	8.3%
Feature	8	1.0%		2.4%	1.0%	
Business	2	0.2%		0.0%	0.3%	
Religious	1	0.1%		1.2%		
Other [please specify]	52	6.2%		4.7%	7.3%	2.1%
<b>Total</b>	<b>836</b>	<b>100%</b>	<b>100%</b>	<b>100%</b>	<b>100%</b>	<b>100%</b>



National issues were discussed in 75.1% of the items dealt with, 11.5% were of national and other countries; 10.2% treated local issues; and 3.2% concerned international issues.

When analysed by the type of item discussed as much as 24.6% of all the items presented were of a political nature; followed by hard news items dealing with events of the day (17.9%); human/social issues (15.8%); light/general items (11.5%); and legal/crime issues (5.1%).

**Item topics and presentation**

The subjects presented were from various topics. The most common topic was that of politics and/or of a political nature (14.1%); followed by infrastructure (7.4%), legal/criminal court cases (6.0%), and entertainment/cultural nature (5.1%).

There are seven ways in which each subject could be presented. As much as 48.1% of the topics were presented during the programme just by the presenter and without any other audiovisual tools; 36.6% were presented through a feature; 7.9% included a footage of the item; for 4.9% a slide was used; 1.2% archive footage was used; 0.7% made use of footage from Reuters/ International Agency; while for a further 0.6% a film was used.

**Anchors – Reporters – Journalists – Commentators**

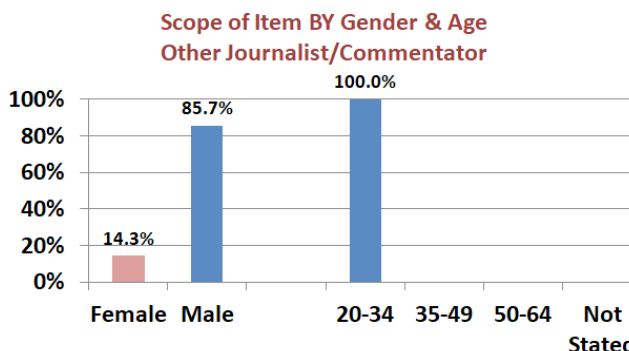
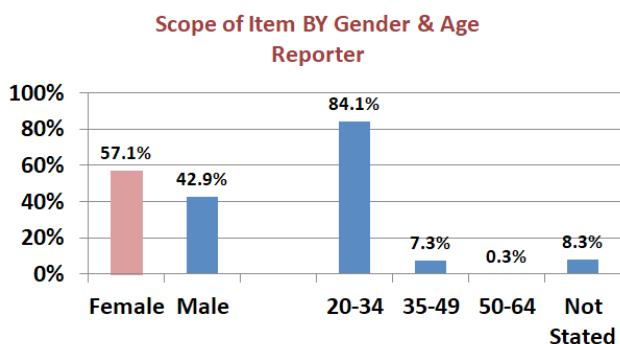
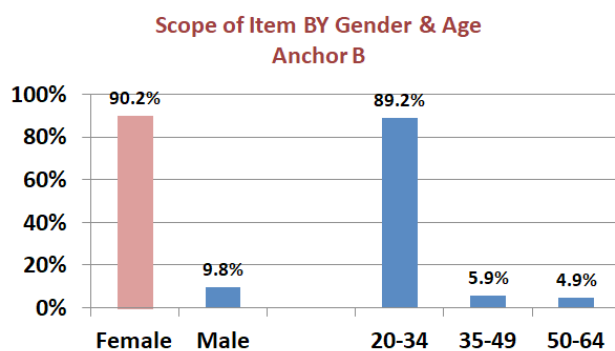
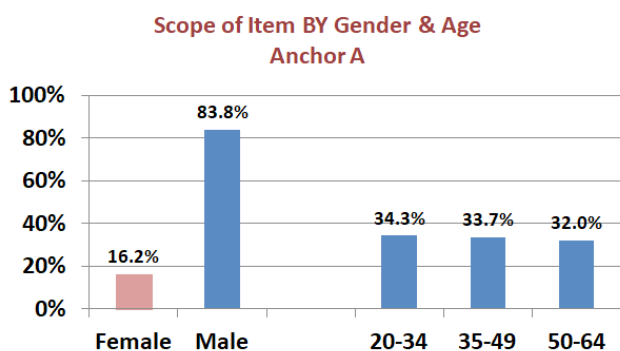
Quite often more than one anchor presents each programme, and on various occasions other station reporters and journalists took part in the presentation of each item. This happened especially in current affairs programmes where outside commentators relevant to the item were also present to report or analyse the topic discussed/ presented.

Resident anchors (“Anchor A”) presented as much as 59% of the items; 12.2% were presented by Anchor B; 36.0% were presented by a reporter; while 0.8% of the items were presented by other journalist and/or commentator of the item.

	Anchor A	Anchor B	Reporter	Other Journalist/ Commentator
Female	9.6%	11.0%	20.6%	0.1%
Male	49.4%	1.2%	15.4%	0.7%
	59.0%	12.2%	36.0%	0.8%

83.8% of the items presented by the main anchor (“Anchor A”) were male presenters [Females: 16.2%] while as much as 90.2% of the items presented by Anchor B were female anchors [Male: 9.8%]. Items presented by a Reporter were far more gender balanced: 57.1% female reporters and 42.9% male reporters. Items presented by other journalists and/or commentator/s were not gender balanced: Females – 14.3%; Males – 85.7%.

Analysed by age, the second anchor and other reporters/journalists/commentators tend to be younger than the primary anchor – Anchor A.



**Panels and Guests**

Out of 836 items as much as 53.1% of the cases had one or more guests per item - only 7.8% of the cases had a panel group/discussion. None of the 'International Only' items had either a guest or had a panel discussion. The highest number of guests or panels concerned 'National' items for which 83.8% had a guest [out of total number of guests] and for which 87.7% had a panel [out of total number of panels].

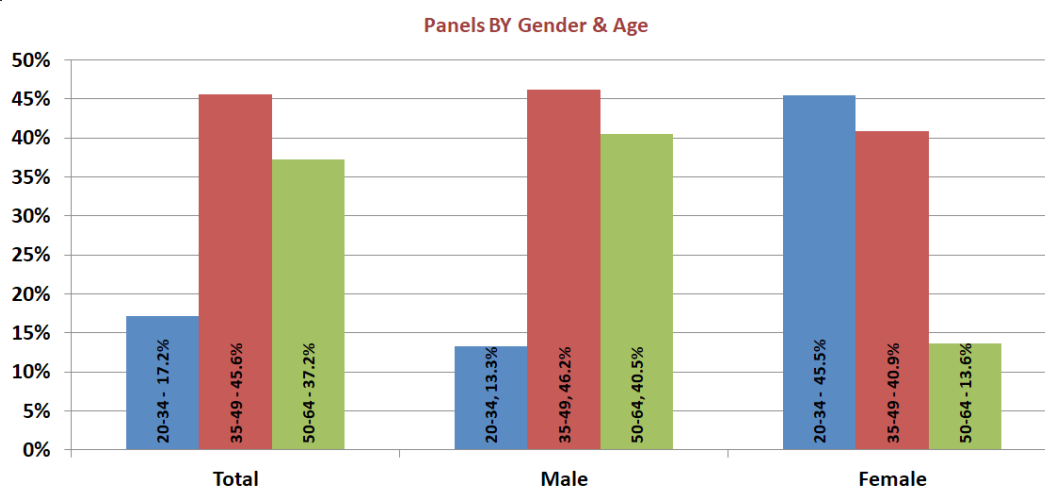
There were a total of 65 items for which there was a panel with at least one guest invited for the programme as follows:

	Panels	Total Guests	Each Panel		Total Males	Total Females
			Males	Females		
4-Guest Panel	7	28	4		28	0
4-Guest Panel	1	4	3	1	3	1
4-Guest Panel	4	16	2	2	8	8
3-Guest Panel	24	72	3		72	0
3-Guest Panel	3	9	2	1	6	3
2-Guest Panel	15	30	2		30	0
2-Guest Panel	10	20	1	1	10	10
1-Guest Panel	1	1	1		1	0
	65	180			158	22
					87.8%	12.2%

As much as 87.8% of the guests of these panels were males while only 12.2% were females. Gender balance was only attained in 14 [21.5%] panels.

Analysed by age, there were more young female guests [F 20-30: 45.5%] than their male counterparts [M 20-30: 13.3%]. On the other hand there were more male guests in panels for both the other age groups [35-49 year olds; and 50-64 year olds].

	Total	Male	Female	Col %			Row %		
				Total	Male	Female	Total	Male	Female
20-34	31	21	10	17.2%	13.3%	45.5%	100%	67.7%	32.3%
35-49	82	73	9	45.6%	46.2%	40.9%	100%	89.0%	11.0%
50-64	67	64	3	37.2%	40.5%	13.6%	100%	95.5%	4.5%
	180	158	22	100%	100%	100%			



Analysed by occupation, as much as 43.4% of the guests in the panels were politicians; followed by 12.8% Diplomats; 11.7% Government employees; and 8.3% Administrators.

**Guests NOT on Panels**

There were a total of 380 items which included one or more guests and these guests were interviewed separately; i.e. they did not confront each other and just expressed their view about the item being presented.

	No of Items	%
1-Guest Items	278	73.2%
2-Guest Items	72	18.9%
3-Guest Items	23	6.1%
4-Guest Items	5	1.3%
5-Guest Items	1	0.3%
6-Guest Items	1	0.3%
	380	100%

Nearly three-quarter of these items included only one guest – 73.2%. Another 18.9% (72 items) had two guests; 6.1% (23 items) had three guests; while

another 5 items (1.3%) had as many as 4 guests for each item. There was also one item with five guests and another item with six guests.

In total, there were 522 guests who were involved in the presentation of these 380 items – see below. As much as 79.5% of the guests were males while only 20.5% were female guests.

				Col %			Row %		
	Total	Male	Female	Total	Male	Female	Total	Male	Female
1-Guest Items	278	230	48	53.3%	55.4%	44.9%	100%	82.7%	17.3%
2-Guest Items	144	105	39	27.6%	25.3%	36.4%	100%	72.9%	27.1%
3-Guest Items	69	56	13	13.2%	13.5%	12.1%	100%	81.2%	18.8%
4-Guest Items	20	14	6	3.8%	3.4%	5.6%	100%	70.0%	30.0%
5-Guest Items	5	4	1	1.0%	1.0%	0.9%	100%	80.0%	20.0%
6-Guest Items	6	6		1.1%	1.4%		100%	100.0%	
	522	415	107	100%	100%	100%	100%	79.5%	20.5%

In fact there were only 21 of 2-Guests items and 2 of 4-Guests Items which were gender balanced; another 2 items of the 3-Guest Items where females exceeded males; and 9 cases of 2-Guest Items where both guests were females. In all the other cases males exceeded females in their representation as guests.

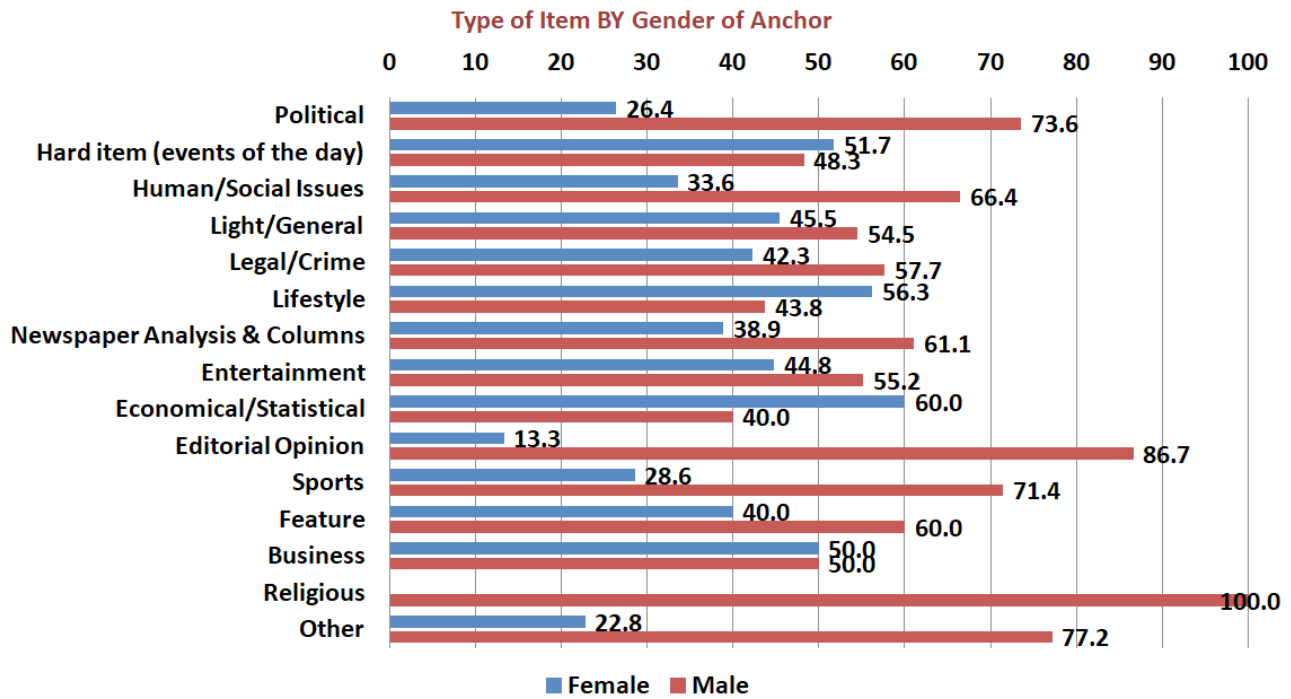
	No of Items	No of Males Per Item	No of Females Per Item	Total Males	Total Females	Total Guests
6-Guests	1	6	0	6	0	6
5-Guests	1	4	1	4	1	5
4-Guests	2	2	2	4	4	8
	2	3	1	6	2	8
	1	4		4	0	4
3-Guests	12	3		36	0	36
	2	1	2	2	4	6
	3	2	1	6	3	9
	6	2	1	12	6	18
2-Guests	9		2	0	18	18
	21	1	1	21	21	42
	42	2		84	0	84
1-Guest	230	1		230	0	230
	48		1	0	48	48
	380					522

### How were these items presented and discussed?

When presenting items within the same programmes producers changed their presentations from item to item – sometimes using a secondary anchor but very often using a reporter and/or a journalist or commentator to

#### Type of Item by Gender of Anchor

	Total		Anchor A		Anchor B		Reporter		Other Journalist/ Commentator		Total Persons		Total F		Total M		
	[N]	[%]	[N]	[N]	[N]	[N]	[N]	[N]	[N]	[N]	[N]	[N]	[N]	[N]	[N]	[N]	
Political	206	24.64	20	131	7	5	28	20		1		212	23.48	56	156	26.4	73.6
Hard item (events of the day)	150	17.94	9	35	9		57	35				145	16.06	75	70	51.7	48.3
Human/Social Issues	132	15.79	15	67	11	1	23	28		1		146	16.17	49	97	33.6	66.4
Light/General	96	11.48	9	59	31		15	5		2		121	13.40	55	66	45.5	54.5
Legal/Crime	51	6.10	4	20	1	2	17	8				52	5.76	22	30	42.3	57.7
Lifestyle	35	4.19	8	17	15	1	4	3				48	5.32	27	21	56.3	43.8
Newspaper Analysis & Columns	28	3.35	3	7	4		7	15				36	3.99	14	22	38.9	61.1
Entertainment	28	3.35	6	11	6	1	1	1		3		29	3.21	13	16	44.8	55.2
Economical/Statistical	19	2.27	2	4	2		8	4				20	2.21	12	8	60.0	40.0
Editorial Opinion	14	1.67	1	13	1							15	1.66	2	13	13.3	86.7
Sports	14	1.67	1	2			3	8				14	1.55	4	10	28.6	71.4
Feature	8	0.96		2			2	1				5	0.55	2	3	40.0	60.0
Business	2	0.24		1	1							2	0.22	1	1	50.0	50.0
Religious	1	0.12		1								1	0.11		1		100
Other [please specify]	52	6.22	2	43	4		7	1				57	6.31	13	44	22.8	77.2
Total	836	100	80	413	92	10	172	129		1	6	903	100	345	558	38.2	61.8



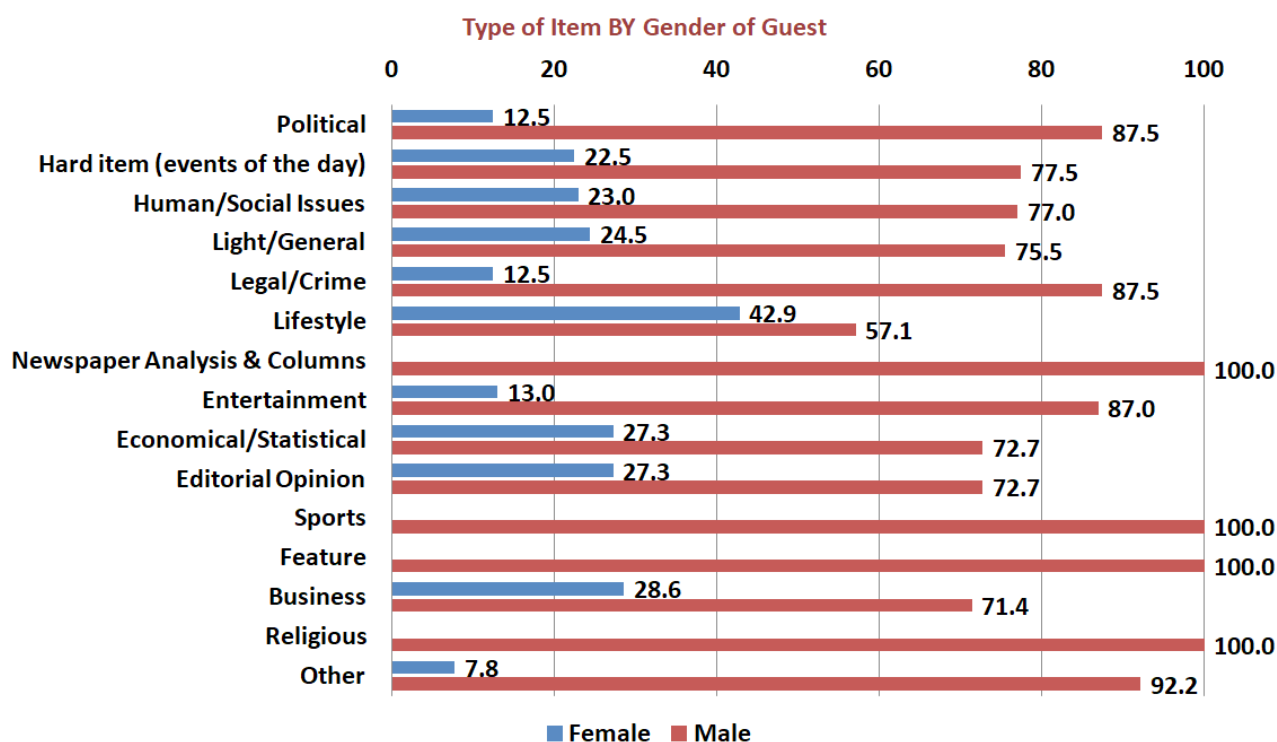
the item. In fact, out of the 836 items that were presented, 493 items were presented by the main anchor; 102 of these items also involved a secondary anchor; for 301 items a reporter was used; and for 7 of these items another journalist/commentator was used (above table and figure).

As much as 61.8% of the items had a male presenter while only 38.2% had a female presenter. As the main anchor the ratio is of 1 female to 5.2 males; as a secondary anchor the ratio radically decreases to 1:0.1; as reporter this ratio decreases to 1:0.75. Clearly female anchors, reporters and/or journalist/commentators take a secondary place in programme presentation.

Considering the number of guests for each item the ratio of female guests to male guests is even lower. While 81.6% of all the guests were male only 18.4% were female. For items having only 1 guest the ratio was that of 1 female for every 4.7 males; in 2-guests items the ratio was that of 1:4.2; in 3-guest panel the ratio was 1:4.3; increasing to 1:2.2 in 4-guest items; while for 5-guest and 6-guest items these were totally male panels. See below:

Type of Item by Gender of Guest/s

	Total		Guest 1		Guest 2		Guest 3		Guest 4		Guest 5		Guest 6		Total Persons		Total F		Total M	
	[N]	[%]	[N]	[N]	[N]	[N]	[N]	[N]	[N]	[N]	[N]	[N]	[N]	[N]	[N]	[N]	[N]	[N]	[N]	[N]
			F	M	F	M	F	M	F	M	M	M			F	M	F	M	F	M
Political	206	24.64	19	109	4	36		9		7					184	26.21	23	161	12.50	87.50
Hard item (events of the day)	150	17.94	6	41	5	13	5	1							71	10.11	16	55	22.54	77.46
Human/Social Issues	132	15.79	14	68	11	25	3	21	6						148	21.08	34	114	22.97	77.03
Light/General	96	11.48	16	47	5	19	3	7		1					98	13.96	24	74	24.49	75.51
Legal/Crime	51	6.10	2	18	1	2		1							24	3.42	3	21	12.50	87.50
Lifestyle	35	4.19	10	11	2	3		1		1					28	3.99	12	16	42.86	57.14
Newspaper Analysis and Col.	28	3.35		5		4		3		1		1		1	15	2.14		15		100
Entertainment	28	3.35	2	12	1	7		1							23	3.28	3	20	13.04	86.96
Economical/Statistical	19	2.27	2	4	1	3		1							11	1.57	3	8	27.27	72.73
Editorial Opinion	14	1.67	3	6		2									11	1.57	3	8	27.27	72.73
Sports	14	1.67		2		1									3	0.43		3		100
Feature	8	0.96		1											1	0.14		1		100
Business	2	0.24	2			2		1		1		1			7	1.00	2	5	28.57	71.43
Religious	1	0.12		1											1	0.14		1		100
Other [please specify]	52	6.22	2	42	2	17	2	10		2					77	10.97	6	71	7.79	92.21
Total	836	100	78	367	32	134	13	56	6	13		2		1	702	100	129	573	18.38	81.62



### Concluding remarks

These are not the final results as the data for the programmes selected for this exercise is still being collected at the time of writing. However the results of the sample taken are staggering:

- As much as a quarter of all the items presented in current affairs programmes were of a political nature;
- Only 16.2% of the main anchors were female – the rest males [83.8%];
- 90.2% of secondary anchors were female – the rest males [8.9%]; and
- Only 18.4% of the guests were female – the rest were males [81.6%].

### 1.10 Study on the health and behaviour of school-age children

The Directorate of the Promotion of Health Services and Disease Prevention together with the Directorate of Educational Services had organised a data-collection survey amongst school children during scholastic year 2018. This exercise was held amongst all nations of the World Health Organisation.

The Broadcasting Authority took the opportunity of participating and collaborating in this survey with the inclusion of questions pertaining to advertising of food and beverages on local television stations directed at minors and school children.

The questions asked dealt with:

- the number and availability of TV-sets, laptops/computers, and access to wifi;
- TV viewing habits during the week and on weekends;
- what type of programmes are usually followed – for a list of drama, children's, discussion, reality/magazine, and other programmes;
- TV viewing habits of foreign stations;
- viewing of adverts and the naming of most popular product adverts watched; types of products followed, etc.;
- purchased and/or requested products shown on television;
- use of social media accounts; and
- with whom television is watched, amongst others.

This questionnaire was distributed amongst Form 1, Form 3, and Form 5 students. A total of 2,702 questionnaires were collected. Quite a number of questions were close-ended; however, a number of questions offered a range of responses from multiple options. The data for this project is still being analysed.

## 02

# ADMINISTRATIVE OFFENCES

In terms of the Article 41 of the Broadcasting Act, the offences listed in the Fifth Schedule to the Act are considered to be administrative offences and punishable by the Authority. In determining whether a person is guilty or otherwise of an administrative offence, it is the duty on the part of the Authority to ensure that the principles of a fair and public hearing are observed and guaranteed.

In the event that the Authority is satisfied that the person has committed an offence as listed in the First Column of the Fifth Schedule under the Act, it may:

- a) issue a warning in writing; or
- b) direct the offender not to broadcast for a period of time; or
- c) impose an administrative penalty as established in the second column of the Fifth Schedule to the Broadcasting Act, including applying a suspended penalty.

The Authority may choose to apply separately or concurrently the measures listed in (b) and (c).

During the year in review, the Chief Executive issued a total of 29 charges against broadcasting stations. The issuing of charges and the procedures related to the hearing thereof are regulated under Article 41 of the Broadcasting Act and Subsidiary Legislation 350.07.

During these proceedings the Authority acts as a quasi-judicial body where the Chief Executive acts as a prosecutor, which role is completely distinct from the other functions pertaining to her office.

The table represents the total number of charges heard and decided upon by the Authority in 2019 according to station.

2019	Station	Charges
Radio	Deejays Radio (community radio)	1
Television	ONE	12
	TVM	7
	TVM2	2
	NET TV	3
	F LIVING	4
	Total	<hr/> 29

All the 29 cases were upheld by the Authority. In 9 of these cases it issued a warning, whereas in 20 cases a penalty under the Fifth Schedule to the same Act was imposed. In two of these cases the station had admitted the charge and paid the relative penalty.

The decisions taken by the Authority can be found in Appendix 3.

## 03

# BROADCASTING LICENCES

Apart from its regulatory function, the Authority is also a licensing body, licensing all broadcasting stations operating in Malta except public service stations run by Public Broadcasting Services Ltd. Content broadcasts by the local stations are generally in the Maltese language except for a few radio shows, advertising and movies in English.

The Authority also licenses satellite television stations which mainly target viewers in specific regions, broadcasting in various foreign languages.

## 3.1 Television Licences

### 3.1.1 PBS Multiplex Licence

This licence was issued with the object of regulating the operation of a multiplex service in respect of broadcasting that meets general interest objectives. The Multiplex is a number of General Interest broadcast stations together with any related ancillary services that are grouped together for broadcast over a digital tv channel. The licence was signed on 6th August 2019 and was applicable retroactively from 1st January 2018; it is valid until 28th February 2023.

The multiplex carries eight stations – TVM, TVM2, NET, ONE, Smash TV, F Living, Xejk and Parliament TV.

### 3.1.2 Commercial TV Licences

In June 2019 the Authority issued another two own broadcast sports channel licences to GO Plc: Cablenet Sports 1 HD and Cablenet Sports 2 HD, bringing the number of sports own broadcast channels for GO to 10. They came into force on 1st July 2019.

Currently, there is only one teleshopping channel produced locally, this being iTV.

### 3.1.3 Satellite TV Stations

In March 2019 the Authority approved a request from MABN Ltd to change the name of the station MABN to FIGHT24.

The stations licensed to Thema Television Malta Ltd., Nollywood TV and Novelas TV, ceased transmissions on 15th November 2019 and therefore had their licences withdrawn.

By the end of the year, the number of satellite television stations transmitting under Maltese broadcasting legislation had dwindled to four.

## 3.2 Radio Broadcasting Licences

### 3.2.1 Nationwide Analogue Radio (FM)

No new nationwide analogue licences were issued in 2019 as there are no other frequencies available on the FM band. In July Radju RTK changed its name to 103. The nationwide FM stations, thirteen in all, are in the adjacent table.

### 3.2.2 Digital Radio

A licence was issued to BKR National Radio (digital radio) in July following re-application after expiry of the previous licence. At the end of December, a four-year licence was awarded to Lift Broadcasting Limited to operate the new digital radio station, Rave. This station's content focuses on electronic dance music.

<i>Radju Malta</i>	93.7
<i>Radju Malta 2</i>	105.9
<i>Magic Malta</i>	91.7
<i>Vibe FM</i>	88.7
<i>89.7 Bay</i>	89.7
<i>One Radio</i>	92.7
<i>XFM</i>	100.2
<i>NET FM</i>	101
<i>Calypso 101.8</i>	101.8
<i>Radju Marija</i>	102.3
<i>103</i>	103
<i>Campus FM</i>	103.7
<i>Smash Radio</i>	104.6

Five digital radio stations are currently operating on the digital platform whilst an application for another digital radio station is being processed. Owing to the unavailability of frequencies on the FM spectrum, it is expected that the number of digital radio stations will increase, especially once the medium becomes more popular and therefore a viable option to invest in. The viability depends on the public being willing to do away with their ordinary FM radio sets to equip themselves with a DAB radio in order to gain access to the digital spectrum and the wider range of programmes it carries. Also a new EU Directive will pave the way for new cars on the market to be equipped with DAB radios. This will probably boost the digital radio market.

**3.2.3 Drive-In Cinema Events**

In February, the Authority approved the use of a frequency by Mr Federico Chini to organise a drive-in cinema event that took place on the evening of 9th February in the Leli Farrugia Football Ground of Victoria, Gozo.

Subsequently during the course of the year, the Authority revised its policy and referred requests for similar events to the Malta Communications Authority as they did not constitute radio or television broadcasting and were therefore considered to be outside its remit.

**3.2.4 Community Radio Stations**

Community radio stations on the FM spectrum which are set up to cater for the needs of residents of a particular town or village have remained popular. This is perhaps because this kind of broadcasting is embedded in local culture and also owing to the fact that only a moderate outlay is required to run this type of station. However, community radio stations all require a certain level of commitment to run for a minimum of twenty hours a week, and sometimes the hours of broadcasting are filled by volunteers, especially in band clubs and stations run by the parish church. This makes it more challenging for such stations to operate.

The Broadcasting Authority dedicates part of its manpower in the Monitoring Department to monitor these community radio stations too as it considers it important that they adhere to legislation as much as nationwide stations besides abiding by advertising regulation particular to community radios, such regulation limiting advertising to events occurring, business carried out and services delivered in their locality. Besides requiring the approval of the Authority, the granting of a new community radio licence is dependent on Malta Communications Authority technical personnel being able to identify a suitable frequency as the FM spectrum is highly congested. An effort is made by all involved to retain the same frequency on re-application by a community radio station.

A number of stations transmit only short-term, usually during the period preceding the festa of the town or village; this period cannot exceed one month. Most of these transmit also during other times of the year such as Christmastime. The table below gives a clear picture.

The licences of a number of long-term community radio stations expired in 2019 and all re-applied for a further 3-year licence. All ten re-applications were approved by the Authority – Radju Sokkors, Radju Lehen il-Qala, Radju Prekursur, Deejays Radio, Lehen il-Belt Ġorġjana, Radju Santa Katarina, BKR Radio, Radju Xeb-er-ras, Bastjanizi FM and Radio City.

A new community radio licence, valid three years, was granted to Santa Marija Parish, Zebbug (Gozo) to operate the station Radju Ghazziela as from 15th April 2019.

Lic. No.	Station	Duration	Valid From	Freq MHz	2019											
					Jan	Feb	Mar	Apr	May	Jun	Jul	Aug	Sep	Oct	Nov	Dec
779	Radju Lauretana, Ghajnsielem	17 days	6/4/19	89.3				X								
783	Radju Lauretana, Ghajnsielem	10 days	25/5/19	89.3					X							
792	Radju Lauretana, Ghajnsielem	23 days	10/8/19	89.3							X					
802	Radju Lauretana, Ghajnsielem	29 days	8/12/19	89.3												X
781	Radju Lehen il-Ġużeppini, Ghaxaq	1 month	12/5/19	89.1					X							
803	Radju Lehen il-Ġużeppini, Ghaxaq	24 days	20/12/19	89.1												X
782	12th May Radio, Haż-Zebbuġ	29 days	12/5/19	96.5					X							
784	Tal-Gilju FM, Mqabba	10 days	7/6/19	95.4						X						
785	Radju Sant'Andrija, Luqa	21 days	17/6/19	88.4						X						
786	Lehen il-Karmelitani, Żurrieq	1 month	1/7/19	101.4							X					
800	Lehen il-Karmelitani, Żurrieq	1 month	1/12/19	101.4												X
787	Radju Margerita, Sannat	1 month	1/7/19	96.1							X					
788	Radju 15 t'Awwissu, Qrendi	25 days	23/7/19	98.3							X					
799	Radju 15 t'Awwissu, Qrendi	26 days	8/12/19	98.3												X
794	Radju Leonardo, Kirkop	9 days	17/8/19	105.2								X				
798	Tal-Gilju FM, Mqabba	17 days	29/11/19	95.4												X

The licence of Trinitarji FM of Marsa was revoked in June as the station stopped transmitting.

In September the Authority approved a change of name of Radio Galaxy to Radio 105.

La Salle FM which broadcast from Vittoriosa did not re-apply to have its licence renewed. The licence expired on 30th November 2019.

Radju Vilhena of Floriana reported to BA in November that it had stopped transmitting and the Authority withdrew its licence.

From 23 at the end of 2018, the number of long-term community radio licences at the end of 2019 was reduced to 21, a number which is still considerable. Ten of these stations originate from Gozo.

#### **Community radios operating in Malta:**

<i>BKR Radio</i>	94.5	Birkirkara
<i>Radio 105</i>	105	Hamrun
<i>Bastjanizi FM</i>	95	Qormi
<i>Leħen il-Belt Ġorġjana</i>	105.6	Qormi
<i>Mics FM</i>	93.3	Rabat
<i>Deejays Radio</i>	95.6	San Ġwann
<i>Radju Xeb-er-ras</i>	90.8	Valletta
<i>Radio City</i>	107.6	Valletta
<i>Radju Hompesch</i>	90	Żabbar
<i>Radju Każin Banda San Filep</i>	106.3	Żebbuġ
<i>Radju Santa Katarina</i>	90.6	Żurrieq

#### **Community radios operating in Gozo:**

<i>Radju Sacro Cuor</i>	105.2	Fontana
<i>Radju Viżitazzjoni</i>	92.4	Għarb
<i>Radju Sokkors</i>	95.1	Kerċem
<i>Radju Luminaria</i>	106.9	Nadur
<i>Radju Leħen il-Qala</i>	106.3	Qala
<i>Radju Katidral</i>	90.9	Victoria
<i>Leħen il-Belt Victoria</i>	104	Victoria
<i>Radju Bambina</i>	98.3	Xagħra
<i>Radju Prekursur</i>	99.3	Xewkija
<i>Radju Għażziela</i>	101.4	Żebbuġ

## 04

## PROGRAMME COMPLAINTS

**4.1 Civil Society Group Repubblika vs PBS Ltd. (TVM and Radju Malta News)***The Case:*

In a complaint dated 5th November 2019, ir-Repubblika whilst referring to a court case it instituted challenging the procedure adopted by the Administration for the appointment of judges, complained of the fact that a news report on TVM and Radju Malta featuring the decision of the Court failed to include references to Repubblika's press release on the same.

*The Submissions:*

Representatives of the organisation contended that in its decision on the 4th November 2019 the court had made an important recommendation when it held that the actual procedure was put to the test in front of the European Court of Justice. Repubblika argued that, whereas the report featured the reactions by the Leader of the Opposition, and the Labour Party, and the fact that the Attorney General was about to appeal the said decision, it completely omitted any reference to the press release it issued when the said case was instituted by it. The organisation argued that this was a discriminatory act and tantamount to censorship.

On the other hand, the station argued that it was of the view that the press release did not contain any news value and in the circumstances it adhered to the internal procedures, namely that political comments are made by political parties and that in its item it had faithfully reported the court decree.

*The Decision:*

The Authority, after having taken note of the submissions by both parties, held that when reporting court decisions the station had complete editorial discretion which discretion was vested in the news editor. On the other hand, in the case of political comments or releases about the same court decisions, the station was duty bound to consider and take cognisance of the whole spectrum of comments. The Authority argued that, in the case under discussion, even though the station had presented a faithful insight into the court decision, it had completely omitted the political comments of Repubblika, and therefore the Authority decided that the complaint was justified and upheld it. In addition, the Authority, having regard to the circumstances of the case, decided that it will afford no remedy to Repubblika, given that its views have since been widely reported.

**4.2 Civil Society Group Repubblika vs PBS Ltd. (TVM and Radju Malta News)***The Case:*

In a complaint dated 19th October 2019, Repubblika complained about a news report on TVM and Radju Malta featuring the national protest 'Verita u Ġustizzja' organised on the second anniversary from the assassination of journalist Daphne Caruana Galizia, in which the station used the term 'tens of people' when referring to the participating crowd when in fact it argued that the event was attended by 'thousands of people'.

*The Submissions:*

The organisation contended that when confronted the station had recognised and acknowledged the error and it was agreed that this report will be rectified in order to present the viewer with a correct and factual description of the situation. Repubblika pointed out that, on 18th October in its news bulletin at noon, Radju Malta attributed the correction to the organisation and therefore besides departing from what was actually agreed, the station gave the listener the impression that in actual fact it was standing by its original description and distancing itself from the correction and at the same time confirming and holding on to its previous version.

Repubblika argued that in actual fact this change did not constitute a rectification of the report and did not in any way address the complaint.

On the other hand, the station confirmed that it had acknowledged the fact that the report could have been scripted better, even more so when journalists had been instructed to refrain from making references to numbers

when describing crowds at an event. Furthermore, the station argued that eventually it had corrected the script and attributed the change to Republika, and consequently it considered the case closed.

*The Decision:*

The Authority, after having taken note of the submissions by both parties, in particular, a) that the station had acknowledged the error, b) that the report could have been improved, c) that an agreement was reached on a rectification, and d) that the station had attempted to actually correct the script, it held that there was no room for further rectifications and at this point it would not proceed with the hearing.

#### **4.3 Imperium Europa vs NET TV**

*The Case:*

In a complaint dated 20th May 2019, Imperium Europa complained about the non-observance by NET TV of the Directive issued by the Broadcasting Authority in respect of the MEP electoral campaign on the participation of representatives of different contesting parties in programmes and the breach by the station of Article 13 of the Broadcasting Act dealing with impartiality in matters of political controversy.

*The Submissions:*

The party contended that the station ignored the Authority's directive when it had invited representatives of most MEP election contestants to participate in its programmes and at the same time completely refrained from doing the same in regards to Imperium Europa. The party added that this position by the station was in breach of the directive and discriminatory against Imperium Europa.

On the other hand, the station argued that the directive did not place any obligation on the station to invite all the contesting parties but to present a wide representation of opinions and therefore the station did not violate or contravene the said directive.

*The Decision:*

The Authority, after having taken note of the submissions by both parties, acknowledged the fact that the station had actually adhered to its directive and therefore it decided that the complaint was not justified.

#### **4.4 Imperium Europa vs PBS Ltd.**

*The Case:*

In a complaint dated 18th May 2019, Imperium Europa complained about what it termed an act of discrimination against it by the station when during the electoral campaign the position of the party on matters of political controversy were never featured or covered in news broadcasts and this in breach of Article 13(2)(c) of the Broadcasting Act.

*The Submissions:*

The party acknowledged the fact that the station had invited its representatives to participate in programmes but complained that it did not feature in any news bulletin. The party contended that notwithstanding the fact that it understood and respected editorial discretion when determining news value, at the same time could not agree with the application of this principle by the station because in actual fact the party had a clear position on various key controversial issues such as abortion, immigration, and eugenics, which should have been reflected in news coverages.

The station argued that during the electoral campaign it is inundated with press releases nevertheless and at the same time the party only issued three such releases. It pointed out that these releases were not deemed as newsworthy and therefore did not merit being covered. This notwithstanding, the position and the views of the party were amply discussed and presented in different programmes hosted during the said period, and therefore the complaint was unjustified.

*The Decision:*

The Authority, after having taken note of the submissions by both parties, acknowledged the fact that the station had in fact afforded time to the party to air and communicate its position in a number of programmes. The Authority held that, during the hearing and through its submissions, the party failed to provide sufficiently convincing proof of omission on the part of the station in its regard and therefore it decided that the complaint was not justified.

Nevertheless, the Authority drew the attention of PBS Ltd and pointed out that in the circumstances the station could have taken a more pro-active approach and on the basis of press releases and other media reports, present in its news bulletins the policy of the party on the main political issues the party promoted.

#### **4.5 Imperium Europa vs ONE**

*The Case:*

In a complaint dated the 18th May 2019, Imperium Europa complained about the non-observance by ONE of the Directive issued by the Broadcasting Authority in respect of the MEP electoral campaign on the participation of representatives of different contesting parties in programmes and the breach by the station of Article 13 of the Broadcasting Act dealing with impartiality in matters of political controversy.

*The Submissions:*

The party contended that the station ignored the Authority's directive when while that station had invited most MEP election contestants to participate in its programmes it had completely refrained from affording the same treatment in regards to Imperium Europa. The party added that this position by the station was in breach of the directive and discriminatory against Imperium Europa.

The station argued that, being a private station, it had no obligation to invite representatives of other contesting parties, and as a matter of principle the said station would not allocate any time for views of a particular nature.

*The Decision:*

The Authority, after having taken note of the submissions by both parties, decided that in the circumstances (i.e that the electoral campaign was not as yet closed), it could not decide on the complaint before it and therefore whilst it reserved the right to take further action, it decided that at this point it had to postpone its decision for after the closure of the campaign.

Subsequently, since the station failed to adhere to the said directive during the prescribed election period, a charge was issued in this respect, and eventually following the noshow for the respective, hearing a penalty was imposed in terms of the law.

#### **4.6 Human Rights Directorate vs FLiving**

*The Case:*

The Human Rights Directorate complained about the showing of the film 'Once Gay' during the programme Exodus on FLiving on 15th February 2019, which according to the entity incited hatred against the LGBTIQ community.

*The Submissions:*

The entity contended that parts of the said film incited hatred against the LGBTIQ community and the film constituted an advert by promoting conversion therapy which in Malta was illegal. The Directorate highlighted the fact that the content of said film was in breach of Article 82A of the Criminal Code that established as a Criminal Offence ... any threatening, abusive or insulting words or behaviour, or displays any written or printed material which is threatening, abusive or insulting, or otherwise conducts himself in such a manner, with intent thereby to stir up violence or racial or religious hatred against another person or group on the grounds of gender, gender identity, sexual orientation, race, colour, language, ethnic origin, religion or belief or political or other opinion or whereby such violence or racial or religious hatred is likely, having regard to all the circumstances, to be stirred up, shall...

Citing case law, both local and European, the Directorate argued the content of the film constituted hate speech and thus requested the Authority to intervene and provide a just remedy, other than participation in a debate which was not deemed adequate.

The station argued that it was not its intention to create imbalance nor to offend in any manner a segment/group in our society, and this was confirmed by the fact that, as soon as it was notified of the complaint, it had offered and invited the Directorate to participate in a subsequent edition of the programme.

The producer of the programme denied the charges, and owing to the seriousness of the case reserved the right to legal assistance. The producer stated that the content of the film was consonant with the religious beliefs and values of he who expressed them. Further, the producer claimed that this was another attack on the fundamental right of freedom of expression and the right to religious freedom. The producer explained that he had offered the participation on the programme but it was refused and that since this was the first occasion where he was made aware of the complaint, he retained the right to legal redress.

*The Decision:*

The Authority, after having taken note of the submissions by both parties, was of the view that the arguments raised during the programme merited a wider discussion, and in view of this, directed the station to offer a remedy in the form of a right of reply so that the Directorate would have the opportunity to express its position on the subject and

in general terms restore a level of balance in terms of law.

#### **4.7. Yobetit.com Limited vs PBS Ltd.**

##### *The Case:*

In a complaint dated 9th May 2019, Yobetit.com Limited complained about what it termed discrimination exercised by PBS Limited in its regard when it claimed that the station had entered into an exclusivity agreement with Maltco Limited and ignored an agreement signed between the said company and the station on an advertising package during the Eurovision Song Contest events on the 14th, 16th, and 18th May 2019. The complainant argued that the action of the station went counter to the provisions contained in the Third Schedule of the Broadcasting Act which read:

*Paragraph 2. No person who is authorised to broadcast commercial advertising or teleshopping shall confine such advertising and teleshopping to goods or services of a sole commercial or financial group or grant any exclusive right for the commercial advertising of a specific product or service.*

*Paragraph 3. In the acceptance of advertisements and teleshopping there shall be no unreasonable discrimination either against or in favour of any particular advertiser.*

##### *The Submissions:*

The representatives of the company, whilst going through the sequence of events, argued that through the exchange of correspondence between the parties, it was evident that the station was acting in an unjust and discriminatory manner in regard to Yobetit.com Limited and that it disregarded an agreement entered into with the same company, was in breach of the cited provisions of the Act and that it had undertaken some form of exclusive agreement with Maltco.

The Station held that the issue of exclusivity in the law referred to a situation of absolute exclusivity which did not result in the case under discussion. Whilst categorically objecting to any allegation of discrimination and/or an exclusivity arrangement with Maltco, the station argued that in this case it had to adhere to stringent advertising obligations which affected the time allocated to advertising during the show. In addition, it had to take into account further commercial considerations. The station also pointed out that even though the matter under discussion could have been handled better, it reiterated that the main criteria in determining its action were commercial.

##### *The Decision:*

The Authority, after having taken note of the submissions by both parties, and after referring to the applicable legal provisions, upheld the complaint and decided that in actual fact the station had applied a level of exclusivity in favour of one commercial entity to the detriment of the complainant. It directed the station to take the necessary measures to adhere and conform to the legal obligations indicated.

# 05 COURT CASES

## Digi B Networks Limited vs Broadcasting Authority

### The Case:

The company had applied for two nationwide digital radio licences, one in June and the other in August 2019, which according to the said applicant the Authority failed to process in terms of Article 11(3) of the said Broadcasting Act which provides: ‘

*An applicant whose application has been refused by the Authority and who feels that the Authority has not acted in conformity with the rules of natural justice, or that it has acted in a manner which is grossly unreasonable or with undue discrimination, or whose application has been pending for at least four months, may appeal against such decision or delay to the Court of Appeal in accordance with the procedures laid down in article 16(5), (6), (7), (9) and (10),*

thus leaving it in limbo and without an actual reply.

Citing this provision and in terms of Article 16(5) of the said Act which provides:

*Any broadcasting licensee who feels aggrieved by a decision of the Authority to suspend or determine his licence in terms of sub-article (4), may appeal against such decision, to the Court of Appeal by an application filed within fifteen days from the date of service upon him of the decision of the Authority,*

on the 29 May 2019 the company filed an application to the Court of Appeal (Rik. Nru 155/19) in which it claimed, amongst other things, that the Authority acted abusively and illegally when it failed to process the two applications under discussion and requested the court to declare the inaction of the Authority as illegal and counter to its obligation under Article 11(3), and to order the said Authority to process said applications immediately and provide the applicant with a decision on same.

In its reply of the 11th June 2019, the Broadcasting Authority, whilst acknowledging the fact that the said applications were not conclusively processed, argued and attributed this issue to the failure by the applicant to provide the Authority with all the information it had requested during the preliminary stage, which information is deemed essential when processing applications. The Authority claimed that it had requested the applicant to submit the audited accounts of the company on a number of occasions as part of the processing procedure but the said company, instead of complying, decided to file an appeal.

On the 16th December 2019 the Court of Appeal, having regard to the application and the reply and referring to the apposite provisions in the Broadcasting Act, instead of delving into the merits of the case, limited itself to a procedural issue, specifically to the validity of the appeal filed by Digi B Network Limited and whether this had been filed within the prescribed time. The Court noted that in this case the Authority had not issued a formal decision on the applications and had not communicated same to the applicant, and therefore a proper interpretation of the spirit of the law dictated that the fifteen day period for appeal was triggered as soon as the four month period for processing of the application elapsed. This, according to the Court, contributed to the level of certainty intended by the legislator. On the basis of this reasoning and argumentation, the Court of Appeal deemed the appeal by Digi B Network Limited as null and void.

06

# POLITICAL BROADCASTS

In 2019 both the European Parliament Elections and the Local Council Elections were held. In virtue of the powers conferred by Article 15 and 23 of the Broadcasting Act, the Broadcasting Authority issued a Directive outlining the rules to be adopted by all broadcasting stations during the period 15th April to 25th May (see Appendix 2).

Such Directives are issued in exercise of the powers conferred by Articles 15 and 23 of the Broadcasting Act. During this period, the Broadcasting Authority, through its monitoring department, meticulously monitors all TV and radio stations to see that programmes adhere to broadcasting legislation, particularly vis-a-vis impartiality in broadcasting



As per normal practice, the Authority organised two parallel schemes of political broadcasts which included a number of debates, interviews, political spots and productions and such broadcasts ensure impartiality and balance in programming. The spots and productions were produced by the parties contesting the elections and broadcast in line with the said schemes. Political parties, including independent candidates, were given a fair apportionment of time to present their political views and messages on the public service broadcaster.

For the European Parliament Elections, the scheme consisted of five political debates and seven interviews. For the Local Council Elections, which for the first time were held for all localities concurrently, the scheme included three political debates and ten interviews. This meant that over a period of four weeks the Authority produced over nine hours of political debate; these were aired on the public broadcasting service. Simultaneously, the Authority coordinated around 300 minutes of political spots and productions which served as a platform to present a wide range of views in line with the Authority's function as enshrined in Article 119 of the Constitution. All political broadcasts were made accessible through the use of sign language services.

For the European Parliament Elections the political broadcasting scheme organised by the Authority was as below. These were chaired by Mario Xuereb, PBS Ltd.:

**29 April - Debate: "Ġustizzja u d-drittijiet u l-politika tal-immigrazzjoni"**

- Partit Laburista: James Grech
- Partit Nazzjonalista: Frank Psaila
- Alternattiva Demokratika: Mina Tolu
- Partit Demokratiku: Martin Cauchi Inglott

**6 May - Debate: "L-Ambjent u Lejn Politika fil-Bidla tal-Klima"**

- Partit Nazzjonalista: Michael Mercieca
- Partit Laburista: Joseph Sammut
- Moviment Patrijotti Maltin: Simon Borg
- Alleanza Bidla: Rebecca Dalli Gonzi

**10 May - Political Party Messages:**

- Brain Not Ego: Antoine P. Borg
- Partit Demokratiku: Godfrey Farrugia
- Moviment Patrijotti Maltin: Naged Megally
- Imperium Europa: Norman Lowell
- Alleanza Bidla: Rebecca Dalli Gonzi
- Alternattiva Demokratika: Carmel Cacopardo

**13 May - Debate: "L-Ekonomija u Xogħol"**

- Brain Not Ego: Antoine P. Borg
- Imperium Europa: Norman Lowell
- Partit Nazzjonalista: David Stellini
- Partit Laburista: Robert Micallef

[below]  
Sign language services



**20 May - Debate: "L-Unjoni Ewropea - 15-il sena esperjenza l-futur?"**

- Moviment Patrijotti Maltin: Henry Battistino
- Imperium Ewropa: Norman Lowell
- Alternattiva Demokratika: Carmel Cacopardo
- Brain Not Ego: Antoine P. Borg
- Partit Demokratiku: Godfrey Farrugia
- Alleanza Bidla: Ivan Grech Mintoff

**21 May - Messages by Independent Candidates:**

- Joseph Aquilina
- Nazzareno Bonnici
- Mario Borg
- Arnold Cassola
- Stephen Florian

**22 May - Debate: "L-Unjoni Ewropea - 15-il sena esperjenza l-futur?"**

- Partit Laburista: Joseph Muscat
- Partit Nazzjonalista: Adrian Delia

For the Local Councils Elections the political broadcasting scheme organised by the Authority was as below. These were chaired by Melvic Zammit, PBS Ltd.:

**1 May - Debate: "Il-Fondi Mhaddma mill-Kunsilli Lokali"**

- Partit Laburista: Dr Daniel Attard and Romilda Baldacchino Zarb
- Partit Nazzjonalista: Noel Muscat and Mark Anthony Sammut

Chaired by: Melvic Zammit

**8 May - Debate: "L-Ambjent u l-Infrastruttura fil-Lokalitajiet"**

- Partit Laburista: Sandro Craus and Dean Hili
- Partit Nazzjonalista: Alessia Psaila Zammit and Ivan Castillo

Chaired by: Melvic Zammit

**11 May - Political Messages by Independent Candidates**

- Simon Galea: San Pawl il-Baħar
- Horatio Vella: Iż-Żebbuġ, Gozo
- Lino Bartolo: Msida
- Adrian Zammit: Marsa
- Steve Zammit Lupi: Haż-Żebbuġ
- Joseph Grech: Hał Kirkop

**15 May - Debate: "Ir-Relevanza li Għandhom il-Kunsilli Lokali Għaċ-Ċittadin"**

- Alternattiva Demokratika: Luke Caruana
- Moviment Patrijotti Maltin: Oskar Zerafa Gregory
- Partit Demokratiku: Charles Polidano
- Partit Laburista: Dominic Grech
- Partit Nazzjonalista: Charles Bonello

**17 May - Political Party Messages**

- Partit Demokratiku: Charles Polidano
- Alternattiva Demokratika: Ralph Cassar
- Moviment Patrijotti Maltin: Simon Elmer
- Floriana L-Ewwel: Nigel Holland



**BA Production Team and TVM anchors**

At centre, Dr Joanna Spiteri, Chief Executive flanked by TVM anchors Mario Xuereb [left] and Melvic Zammit [right] and [far right] Randolph Micallef, Head of Monitoring, Broadcasting Authority.

At the far left, Rosienne Spiteri, Sonya Vassallo, and Mary Grace Caruana, Broadcasting Authority.

**European Parliament Election - Debates**  
**Ġustizzja u d-drittijiet u l-politika tal-immigrazzjoni**



**L-Ambjent u Lejn Politika fil-Bidla tal-Klima**



**L-Ekonomija u Xogħol**



**L-Unjoni Ewropea - 15-il sena esperjenza l-futur?**



**L-Unjoni Ewropea - 15-il sena esperjenza l-futur?**



**European Parliament Election - Political Party Messages**

**Brain Not Ego**



**Partit Demokratiku**



**Moviment Patrijotti Maltin**



**Imperium Europa**



**Alleanza Bidla**



**Alternattiva Demokratika**



**European Parliament Election - Independent Candidates**

**Mario Borg**



**Nazzareno Bonnici**



**Arnold Cassola**



**Joseph Aquilina**




**Stephen Florian**



**Local Councils Election - Debates**  
**Il-Fondi Mhaddma mill-Kunsilli Lokali**



**L-Ambjent u l-Infrastruttura fil-Lokalitajiet**



**Ir-Relevanza li ghandhom il-Kunsilli Lokali għaċ-Ċittadin**



**Local Councils Election - Political Party Messages**

**Charles Polidano - Partit Demokratiku**



**Ralph Cassar - Alternattiva Demokratika**



**Simon Elmer - Moviment Patrijotti Maltin**



**Nigel Holland - Floriana L-Ewwel**



**Local Councils Election - Independent Candidates**

**Simon Galea - San Pawl il-Baħar**



**Horatio Vella - Iż-Żebbug, Gozo**



**Lino Bartolo - Msida**



**Adrian Zammit - Marsa**



**Steve Zammit Lupi - Haż-Żebbuġ**



**Joseph Grech - Hał Kirkop**



07

# RADIO AND TELEVISION AUDIENCE ASSESSMENT

In accordance with Article 30(2) of the Broadcasting Act, Cap. 350 of the Laws of Malta, the Broadcasting Authority commissioned the National Statistics Office (N.S.O.) to compile the relevant data on Audiences.

The N.S.O. selected the sample, administered the survey, and collected the data by means of telephone interviews. Interviewers were instructed to call back individuals up to 3 times before interviewing the next person in their list to reduce any bias between the actual demographics of the people interviewed and the desired sample.

Respondents were asked about their listenership and viewership choices: what station/s they had followed the previous day of the interview; what reception platforms were used; what programme genres were followed on television; how often they usually listened to radio; and what type of radio programmes were normally followed.

In previous assessments data was collected daily (40 interviews) during February, July, and October. For this year data was collected during March, July, and November. Although collection periods were changed for February and October previous data is still comparable as the data for each month was collected within the same broadcasting quarter.

**Population, Sample, Response Rate, and Margin of Error**

		Mar 2019	Jul 2019	Nov 2019
The stratified sample based on national demographics represents all those aged 12 years and over who are living in households.	Population (12 years plus)	[N] 432,844	442,187	448,543
The eldest persons contacted were not housed in any retreat home/s. Those selected persons who had been transferred to any home for the elderly were not contacted and were listed as ineligible.	Sample	[n] 1,240	1,240	1,240
The number of persons who refused to participate was always minimal and well within limits – 5.5%.	Response Rate	[%] 29.50%	28.70%	29.29%
	Margin of error (95% confidence)	[±] 2.53%	2.51%	2.78%
	Youngest person contacted	12 yrs	12 yrs	12 yrs
	Eldest person contacted	96 yrs	99 yrs	100 yrs
	No. of Ineligible persons	31	44	69
	Refusals - No./%	138/3.3%	235/5.4%	234/5.5%

For these assessments a new question was added with regards to radio listening. Respondents were also asked what programme or type of programme they normally follow. This is an open-ended question and the expected replies were either that of naming a specific programme or the naming a programme genre. The raison d'être is not that of a beauty contest amongst programmes/broadcasters but only as a programming aid for variation in radio programme content.

## 7.1 Radio

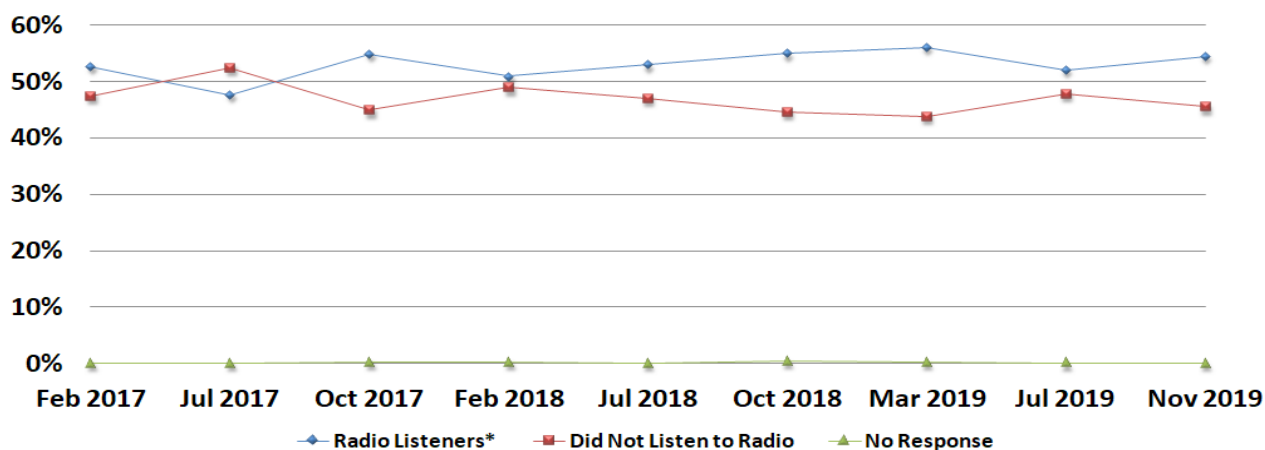
Respondents were asked the following:

- how often do they listen to radio during a typical week – every day and/or nearly every day, at least once a week up to 4 times a week, and/or never;
- which station was followed the previous day and for how long – giving the opportunity of identifying three radio stations and three time periods for each station named;
- which programme is usually followed – either naming a specific programme or naming a programme genre; and
- whether or not they have a DAB+ radio-set and whether this is used to listen to local stations only, foreign stations only, or both local and foreign stations

**Radio Reach – How many people listened to radio**

	Feb 2017	Jul 2017	Oct 2017	Feb 2018	Jul 2018	Oct 2018	Mar 2019	Jul 2019	Nov 2019
Radio Listeners *	52.6%	47.6%	54.8%	50.9%	53.0%	55.0%	56.0%	52.0%	54.5%
Do not Listen to Radio	47.4%	52.4%	44.9%	48.9%	47.0%	44.7%	43.8%	47.9%	45.5%
No response	0.1%	0.0%	0.2%	0.2%	0.0%	0.4%	0.2%	0.1%	0.0%
Radio Listeners [N]	197,800	178,400	206,700	212,000	225,100	236,600	242,500	230,000	244,300

\* Includes those who "did not remember which station was followed" and those who "Followed No Particular Radio Station".

**Radio Reach****How many people listened to Radio?**

From the replies to 'which radio station was followed', just a little more than half of the population listened to radio the day before the interview. Although radio listening is usually attributed to be highest during the summer months, for this year radio listening was slightly less than that of the other quarters – similar to that of 2017.

However, when respondents were asked how often do they listen to radio as much as 71.6% stated that they are regular radio listeners while only 6.2% stated that they never listen to radio; and another 1.1% stated that they do not have a radio set.

The responses of those who had listened to radio before the interview were analysed by demographics – by gender, by age-group, and by district. Over all the responses for the three data-sets, males tend to listen to radio [55.3%] slightly more than females [53.0%] – except for the data-set for March 2019 where the number of females [58.5%] exceeded that of males [53.6%].

Analysed by age group, more than half of the population above the age of 16 years followed radio programmes while about a third of all 12-20 year olds [33.2%] have listened to radio. The highest percentage was amongst the 31-50 year olds with 59.7%, closely followed by 70+ year olds [57.3%], 51-70 year olds [57.1%] and 21-30 year olds [55.2%].

Analysed by district, the highest percentage of radio listeners was amongst those from the South Eastern District with an average of 59.6% followed by those from the Western District [56.9%]. The lowest percentage of radio listeners was amongst those from Gozo & Comino with an average of 41.7% where their lowest was at 37.6% during the month of July.

**"How Often Do You Listen To Radio?"**

	Avg.	Mar	Jul	Nov
Every day	55.9%	57.2%	52.9%	57.5%
At Least Once a Week	15.7%	17.2%	15.2%	14.7%
	71.6%	74.4%	68.1%	72.3%
Never	6.2%	7.3%	6.9%	4.5%
Do not listen to radio	21.0%	16.9%	23.8%	22.2%
No Radio-set	1.1%	1.3%	0.9%	1.0%
No Reply	0.1%	0.1%	0.3%	-
Total [ %]	100%	100%	100%	100%

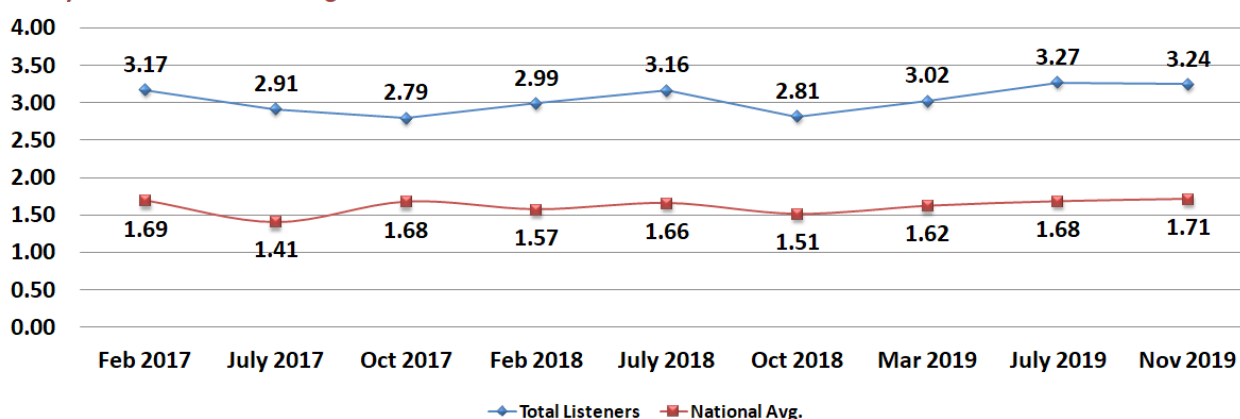
Radio Reach by Demographics

	Total Avg.			March				July				November			
	Listeners	Non-Listeners	No Answer	Total	Listeners	Non-Listeners	No Answer	Total	Listeners	Non-Listeners	No Answer	Total	Listeners	Non-Listeners	No Answer
	[%]	[%]	[%]	[N]	[%]	[%]	[%]	[N]	[%]	[%]	[%]	[N]	[%]	[%]	[%]
<b>Population</b>															
12+ years	54.2	45.7	0.1	432,844	56.03	43.78	0.20	442,187	52.02	47.86	0.12	448,543	54.46	45.54	-
<b>Gender</b>															
Males	55.3	44.7	-	218,962	53.61	46.26	0.13	225,513	54.73	45.27	-	229,268	57.52	42.48	-
Females	53.0	46.8	0.2	213,882	58.50	41.23	0.27	216,674	49.20	50.56	0.24	219,275	51.26	48.74	-
				<b>432,844</b>				<b>442,187</b>				<b>448,543</b>			
<b>Age group</b>															
12-20	33.2	66.8	-	65,828	39.10	60.90	-	70,133	26.39	73.61	-	64,639	34.05	65.95	-
21-30	55.2	44.5	0.3	45,897	59.59	40.41	-	44,097	54.38	44.85	0.77	51,619	51.74	48.26	-
31-50	59.7	40.2	0.1	142,660	59.68	40.07	0.25	148,348	60.39	39.61	-	149,589	59.01	40.99	-
51-70	57.1	42.9	-	95,688	58.18	41.82	-	85,261	53.19	46.81	-	94,592	60.06	39.94	-
70+	57.3	42.5	0.2	82,771	58.72	40.68	0.60	94,349	55.76	44.06	0.18	88,104	57.31	42.69	-
				<b>432,844</b>				<b>442,187</b>				<b>448,543</b>			
<b>District</b>															
South Harbour	52.6	47.2	0.2	74,688	54.95	44.56	0.49	74,635	51.23	48.77	-	75,718	51.64	48.36	-
North Harbour	52.6	47.4	-	138,983	53.64	46.21	0.15	144,540	49.37	50.63	-	146,627	54.82	45.18	-
South Eastern	59.6	40.3	0.1	63,301	60.99	39.01	-	63,968	61.54	38.19	0.27	64,889	56.19	43.81	-
Western	56.9	42.8	0.3	55,240	56.98	42.50	0.52	55,314	52.13	47.26	0.61	56,105	61.48	38.52	-
Northern	57.2	42.8	-	70,632	59.43	40.57	-	73,553	55.61	44.39	-	74,606	56.60	43.40	-
Gozo & Comino	41.7	58.3	-	30,000	49.50	50.50	-	30,177	37.57	62.43	-	30,598	37.95	62.05	-
				<b>432,844</b>				<b>442,187</b>				<b>448,543</b>			

How long did listeners tune in?

Not all listeners spend the same amount of time listening to their radio sets. Taking the length of time that radio was listened to by all the respondents divided by the number of radio listeners gives the average length of time spent. The same amount of time divided by all the potential listeners gives the national average time of radio listening.

Daily Hours of Radio Listening



The average amount of time has increased from 2.96hrs in 2017; to 2.99 hrs in 2018; and to 3.18hrs in 2019 – an increase of 1’46” from 2017 to 2018 and an increase of 11’24” from 2018 to 2019. On the other hand, when computing over the whole population, the national average amount of time spent has decreased slightly by 36” from 2017 [1.59hrs] to 2018 [1.58hrs] but has increased by 5’24” during 2019 [1.67hrs].

Daily Average Radio Listening

	2017 %	2018 %	2019 %
Total Listeners	2.96	2.99	3.18
National Avg.	1.59	1.58	1.67

### What type of Radio sets do people use?

Radio listeners were asked whether they have a DAB+ radio-set to listen to radio, and if so, what kind of stations they tune in to: local stations only; foreign stations only; or both local and foreign stations.

Overall, 1.4% of the population do not have a radio set while another 8.9% do not know what kind of radio set they have. While as much as 13.8% stated that they do have a DAB+ radio-set, as much as 73.9% replied that they do not have one.

Of those who stated that they do have a DAB+ radio-set the majority [62.7%] stated that they only listen to local stations; another 5.3% stated that they listened only to foreign stations, while as much as 28.5% stated that they listen to both local and foreign radio broadcasts. Another 3.5% have stated that although they do have a DAB+ radio set, they do not use this set to listen to radio programmes.

#### Do you have a DAB+ radio-set?

	Avg.	Mar	Jul	Nov
YES	13.8%	13.3%	15.1%	13.1%
NO	73.9%	76.9%	75.3%	69.3%
Did not know	8.9%	5.4%	5.5%	15.8%
No Radio-set	1.4%	1.6%	1.4%	1.3%
No Reply	2.0%	2.8%	2.7%	0.6%
Total	100%	100%	100%	100%

#### “YES” for:

Local only	62.7%	66.4%	67.1%	54.6%
Foreign only	5.3%	2.1%	5.5%	8.3%
Both Local & Foreign	28.5%	30.2%	25.1%	30.2%
Does not use	3.5%	1.3%	2.3%	6.9%
Total	100%	100%	100%	100%

### What type of Radio programmes do listeners follow?

Starting from this year, respondents were also asked which radio programme they normally follow. Unlike television where audiences follow programmes, radio listening is time-based - very few listeners switch on at the beginning of a programme, and off at the end of it.

Listeners’ habits are more fixed early in the day – they tend to listen to the same station at about the same time every day. Habits are less rigid in the middle of the day, and least rigid late at night.

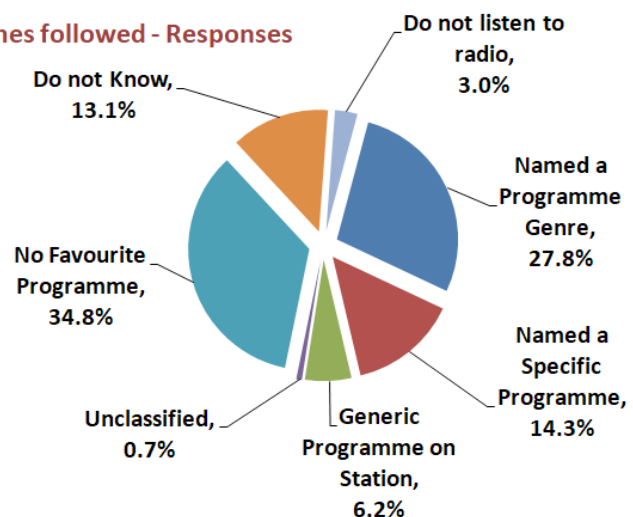
There are three main ways of increasing audiences – increasing reach; increasing the duration of listening; and targeting new audiences. However, audiences are easy to lose and hard to gain when programmes are drastically changed. Knowing what radio programmes are normally followed by listeners has become a must as stations require variation in programming – but not too much to confuse the regular listeners.

Taking all the responses for the three assessments made, as much as 27.8% of the responses named a programme genre; another 14.3% named a specific programme on radio; while another 6.2% named a generic programme on a specific station.

#### Radio Programmes followed

Named a Programme Genre	27.8
Named a Specific Programme	14.3
Generic Programme on Station	6.2
Unclassified	0.7
No Favourite Programme	34.8
Do not Know	13.1
Do not listen to radio	3.0
	<hr/> 100%

#### Radio Programmes followed - Responses



As much as 66.9% of those who named a programme genre follow radio for music programmes; the next highest are those who follow Discussion programmes [9.02%], Prayers & Religious programmes [7.97%], News/Newspaper Analysis/Weather Reports [7.77%], and Breakfast Shows [4.46%]. Each of the rest of the programme genres named had less than 1% of the preferences.

Radio Programme Genres

	Total	Gender		Age Group					District					
		Males	Females	12-20	21-30	31-50	51-70	71+	Southern Harbour	Northern Harbour	South Eastern	Western	Northern	Gozo & Comino
Music	66.90	67.01	66.78	97.89	91.73	76.98	57.13	28.37	63.58	69.07	69.17	70.16	67.72	46.93
Discussion Programmes	9.02	9.92	8.15	0.81	2.01	8.03	12.81	15.59	10.12	10.43	7.95	7.27	6.59	12.69
Prayers & Religious Programmes	7.97	4.54	11.31	1.30		0.44	9.02	27.17	8.91	7.03	6.70	5.72	8.74	17.92
News/Newspaper Analysis/Weather	7.77	10.69	4.92		1.51	3.90	8.11	21.64	8.71	5.42	9.99	8.60	7.60	9.73
Breakfast Show	4.46	3.55	5.35		3.81	8.99	3.72	1.06	6.03	2.69	2.56	5.50	5.81	8.18
Political Programmes	0.59	0.78	0.41			0.44	1.78	0.35	0.36	0.98	0.93	0.59		
Radio Drama	0.59	0.51	0.68				0.77	2.04	0.34	0.79	0.30		1.44	
Sports	0.47	0.96					1.10	1.16	0.77	0.30	0.47		0.51	1.61
Magazine Programmes	0.42		0.83				1.45	0.56	0.28	0.23	0.39	1.26		1.34
Cultural Programmes	0.29	0.58				0.59	0.41			0.28			1.20	0.00
Variety programmes	0.27	0.43	0.12			0.63	0.29			0.70		0.45		
Quizzes	0.27	0.17	0.37				1.00	0.30	0.62	0.51				
Current Affairs	0.17	0.34					0.44	0.37		0.30				1.61
Health Programmes	0.16	0.00	0.32				0.78		0.28		0.31	0.45		
Cooking	0.15	0.17	0.12				0.70			0.28			0.37	
History Programmes	0.13	0.17	0.09				0.23	0.39		0.28	0.30			
Home Cooking	0.10		0.20		0.94						0.63			
Educational Programmes	0.09	0.17						0.40		0.28				
Documentaries	0.07		0.14					0.33		0.23				
Maltese Language Programmes	0.06		0.11					0.27		0.19				
Children's Programmes	0.05		0.09				0.23				0.30			
	100%	100%	100%	100%	100%	100%	100%	100%	100%	100%	100%	100%	100%	100%

Music and Discussion programmes were named by all of the categories by demographics. Prayers & Religious programmes were not named by anyone within the 21-30 age group; while News/Newspaper Analysis and Breakfast Shows were not named by anyone younger than 20 years old.

Radio broadcasts can be split into five segments during any broadcast day:

- The Morning Drive 06:00am - 10:00am [Breakfast/Morning Shows; News & Weather reports; and Sportscast];
- Daytime 10.00am - 3.00pm [Call-in/Request shows; Talk Shows; Radio Drama];
- Afternoon Drive 3.00pm - 7.00pm [Factual; Entertainment & Comedy];
- Evening 7.00pm - 12.00am [Music Chart Show; Live Music];
- Overnight 12.00am - 6.00am [Religion & Ethics; Music Show].

As much as 14.3% of the respondents named a specific programme which they usually follow – 46.2% were for morning drive programmes; 40.6% for daytime programmes; 6.9% afternoon drive programmes; 1.4% evening programmes; and 4.8% overnight programmes.

Specific Programmes named by segments

	Total	Gender		Age Group					District					
		Males	Females	12-20	21-30	31-50	51-70	71+	Southern Harbour	Northern Harbour	South Eastern	Western	Northern	Gozo & Comino
Morning Drive 6:00-10:00	46.22	48.05	44.78	73.75	74.51	78.85	17.37	6.70	35.35	49.11	44.89	42.60	56.23	40.62
Daytime 10:00-15:00	40.67	37.31	43.32	19.77	4.85	15.70	66.64	73.95	50.46	37.30	44.87	46.79	29.92	41.73
Afternoon Drive 15:00-19:00	6.91	8.83	5.39		12.01	4.94	10.53	4.83	5.70	7.38	5.11	5.38	8.61	10.32
Evening 19:00-24:00	1.35	2.09	0.77	6.48	3.38		1.86	1.11	2.79	1.98			1.43	
Overnight 24:00-6:00	4.84	3.72	5.73		5.24	0.50	3.60	13.41	5.70	4.24	5.14	5.23	3.81	7.33
	100%	100%	100%	100%	100%	100%	100%	100%	100%	100%	100%	100%	100%	100%

This question was not intended as a beauty contest between programmes to find out the most favourite radio programme. The analysis of the results by half-hour slot for each weekday would amplify that issue with actual audiences.

However, this part shows that programme preferences closely follow radio audiences. Morning Drive and Daytime programmes have 86.9% of all the programmes named. There is little gender difference – males tend to have more preferences for morning drive programmes while female have more preferences for daytime programmes. Gender

differences arise for the other segments – males tends to have more preferences than females for afternoon drive and evening programmes; while females tend to follow more programmes than males for overnight programmes.

Differences arise when the data is analysed by age group. Morning drive programmes rank highest amongst all those under 50 years old while Daytime programmes rank highest amongst those over 51 years old. As much as 93.5% of all 12-20 year olds prefer Morning Drive [73.7%] and Daytime [19.8%] programmes while only 6.5% have preferences for evening programmes. Similarly, those from 31-50 years old have little or no preference for Evening and Overnight programmes. Programme preferences were shown for all the segments by 21-30 year olds, 51-70 year olds and by 71+ year olds who had the highest preference for overnight programmes [13.4%].

When analysed by district, respondents from the Southern Harbour, Northern Harbour and Northern districts had preferences for all the segments.

Below is a list of all the programmes named (in alphabetical order and not in the order of preferences or percentages):

### Specific Programmes Named

#### Morning Drive

*Analizi Tal-Gazzetti* - Campus FM  
*Bay Breakfast with Daniel & Ylenia* - 89.7 Bay  
*Bongu Bus* - Radju Malta - Dan u San  
*Bongu Kafe* - Radju Malta - Joe Julian Farrugia  
*Calypso Breakfast* - Calypso - Twanny Scerri  
*Carlo's Breakfast Cafe* - Magic Malta - Carlo Borg Bonaci  
*Għodwa Maltija* - Radju Malta - Gordon Caruana  
*Kartolina* - ONE Radio - Alfred Zammit  
*Ma' Simone* - ONE Radio - Simone Cini  
*Mill-Ġurnali* - ONE Radio  
*Nostalġia* - Calypso  
*ONE Breakfast* - ONE Radio - Noel Camilleri  
*Smash Radio Breakfast Show* - Smash Radio - Commander J  
*The Fat Harry's Big Breakfast* - XFM - Oz&Jay  
*The Morning Vibe* - Vibe FM - Abel, JD & Martina  
*Wake-up Call* - 103 - Stephanie Chircop & Dylon Brignano & Janet Barthet  
*Weekend Breakfast* - Magic - Colin Fitz  
*XFM Big Breakfast* - XFM - Oz & Jay

#### Afternoon Drive

*Attività Politika* - ONE  
*Buckle Up* - Net FM - Martin Sapiano & Ron Briffa  
*Calypso Drive* - Calypso - Angela Coleiro  
*Drive Time* - 89.7 Bay - Pierre Cordina  
*Feedback* - Net FM- Jerome Caruana Cilia  
*Follow up* - Net FM - Dulcima Aquilina  
*Il-Ferrovia Mużikali* - ONE - Vincent Scerri  
*Il-Polz Tač-Ċittadin* - Radju Malta - Tonio Bonello  
*Nate, Frank & Rossi* - Vibe FM  
*Nghiduha Kif Inhi* - Net FM - Indri Attard  
*Radju Cafè* - Radju Malta - Joe Julian Farrugia  
*Ride Home* - Magic - Dorian & Amber  
*Teżor u Ġawhra Prezzjuża* - Radju Marija - Joe Fenech  
*Tifkiriet* - Radju Malta - Gordon Caruana

#### Evening

*Banana Republic* - ONE Radio - Joe & Sonia Demicoli  
*Bla Kantunieri* - ONE Radio - Mario Tabone Vassallo  
*Il-Maltin* - Radju Malta - Dr Manwel Schembri  
*Malta's Top 10* - ONE Radio - Ephrom Tabone  
*ManaTnejn* - ONE Radio - Luke Dalli & Dean Hili  
*ONE Party Zone* - ONE Radio - Ray Grech & Christine Dalli

#### Daytime

*Brunch* - 103 - Marbeck Spiteri  
*Club 101* - Net FM - Eileen Montesin  
*Familja Waħda* - Radju Malta - Lilian Maistre & Music  
*Follow Up* - Net FM - Dulcima Aquilina  
*Għandi Xi Nghid* - Radju Malta - Andrew Azzopardi  
*Għaqqad Il-Kelma* - ONE Radio - Anton Falzon  
*Gianni & Frank Ten to Twelve* - Vibe - Gianni Zammit  
*Intervista PM* - ONE Radio  
*Ir-Rumanz* - ONE Radio - Etienne Schembri  
*Is-Suġġett* - ONE Radio - Claudette Abela Baldacchino  
*Italo Bello* - Radju Malta - Mario Sammut  
*Iva, Ma' Father Joe Borg* - 103 - Fr Joe Borg  
*Kuntatt* - Radju Marija  
*Linja Diretta* - ONE Radio - Emanuel Cuschieri  
*Ma' Natalie* - Radju Malta - Natalie Mercieca  
*Magaziner* - Radju Marija - Joe Fenech  
*Mid Morning Show* - Radju Malta 2 - Ray Bajada  
*Mill-A saz-Ż* - Radju Malta - Gordon Caruana  
*Minn Banda Għal Ohra* - ONE Radio - A.Zahra & C Sciberras  
*Music Trip* - ONE - Alex Grech  
*Mużika ma' Mario Laus* - Radju Malta - Mario Laus  
*Naqra, Nitfa, Tikka* - Radju Malta - George Peresso  
*Nostalġia* - Calypso - John Mallia  
*ONE Magazine* - ONE Radio  
*Parliament* - Radju Malta 2  
*Problemi tal-Qalb* - ONE Radio - Ivan Gaffiero & Joan Agius  
*Qari Bil-Malti* - Radju Malta - Charles Spiteri  
*Qari tar-Rumanz* - Radju Marija  
*Seħer Il-Malti* - Radju Malta - Prof Manwel Mifsud  
*Sibt il-Punt* - ONE Radio - Manuel Micallef  
*Storja Minflok Siesta* - ONE Radio - Ivan & Simone  
*Ta' Kulhadd ma' Christine Delicata* - 103FM  
*Temi* - ONE Radio  
*Ten-18 Favourites* - Calypso - John Muscat  
*The Mid-Morning Show* - ONE - Renato Vella & Simone Debattista

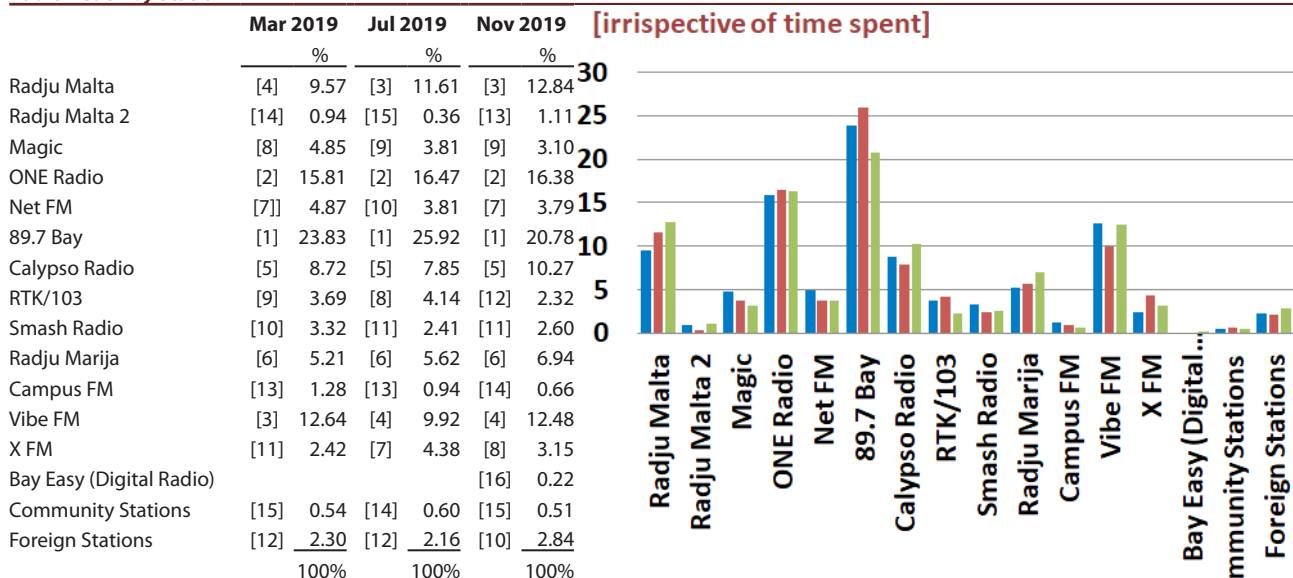
#### Overnight

*Fehmiet* - ONE Radio - Philip Borg, Alfred Grixti & Anthony Ellul  
*Ħniena Divina* - Radju Marija  
*ONE Voyager* - ONE Radio - Charles Field  
*Rużarju* - Radju Malta; RTK/103  
*Profili Ta' Nostalġija* - Radju Malta - Eddie Darmanin  
*Qabel jibda l-Marċ* - Calypso - Mario Fenech

**Which Radio Station had the highest number of listeners in total?**

For each assessment 89.7 Bay had the highest number of audiences reaching up to a quarter of all listeners in July 2019. This station was regularly followed by ONE Radio. While Vibe FM ranked third during March 2019, Radju Malta ranked third during July and November 2019.

**Radio Reach by Station**



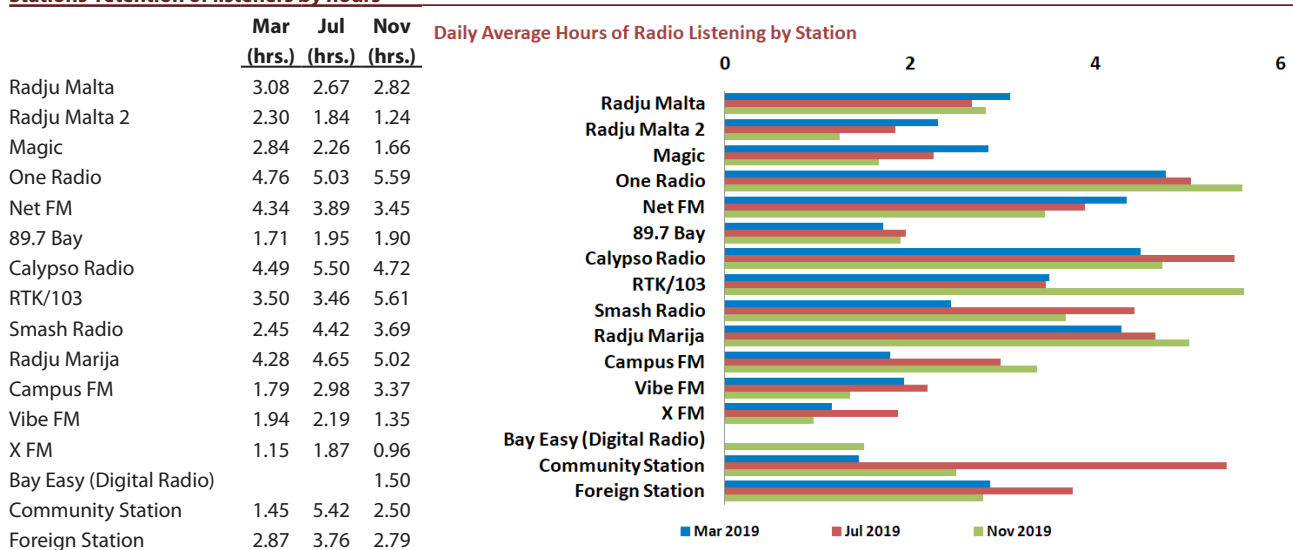
Throughout the three assessments 89.7 Bay was the most followed station by all those under fifty years old while ONE Radio was the most followed station by all those over fifty years old. In March, the highest group that followed Vibe FM was 21-30 year olds [37.96%], while the largest group following Radju Malta was 71+ year olds [23.89%]. In July the highest group that followed Radju Malta were 71+ year olds [19.12%], while the highest group following Vibe FM were 21-30 year olds [26.35%]. Similarly in November, the highest group that followed Radju Malta were 71+ year olds [21.9%], while the highest group following Vibe FM were 21-30 year olds [35.8%].

**For how long did Stations retain their listeners?**

The average number of hours listeners listen to any particular station is susceptible to outliers especially where stations have registered a small number of listeners who logged on to that particular station for long time spans.

This average gives the amount of time that radio listeners spent following each radio station. This is derived from the total number of hours during which radio consumers listened, divided by the total number of listeners of each broadcasting station.

**Stations' retention of listeners by hours**



Although 89.7Bay attracted the highest number of listeners in every assessment [May: 23.8%; July: 25.9%; November:20.8%] the amount of time that this station maintained its audiences [May:1.71hrs; July: 1.95hrs; November: 1.90hrs] was far less than the audiences of ONE radio which attracted the second highest number of listeners [May: 4.76hrs; July: 5.03hrs; November: 5.59hrs].

In May and July the radio listeners who spent the most time listening to their favourite radio station were those of Calypso Radio with an overall spent of 4.49hrs and 5.5hrs respectively. In November the radio listeners who spent the most time were those of ONE Radio [5.59 hrs] followed by those of 103 [5.61 hrs]; Radju Marija [5.02hrs]; Calypso Radio [4.72hrs]; Smash Radio [3.69hrs]; Net FM [3.45 hrs]; and Campus FM [3.37 hrs]. Hours spent listening to the other stations was less than the overall average [Nov: 3.24hrs] – the least being XFM with 0.96 hrs.

### What was the largest number of listeners at any one time?

Another indication of a radio station's popularity with its audiences is its highest amount of audiences obtained at any particular half-hour slot of each weekday.

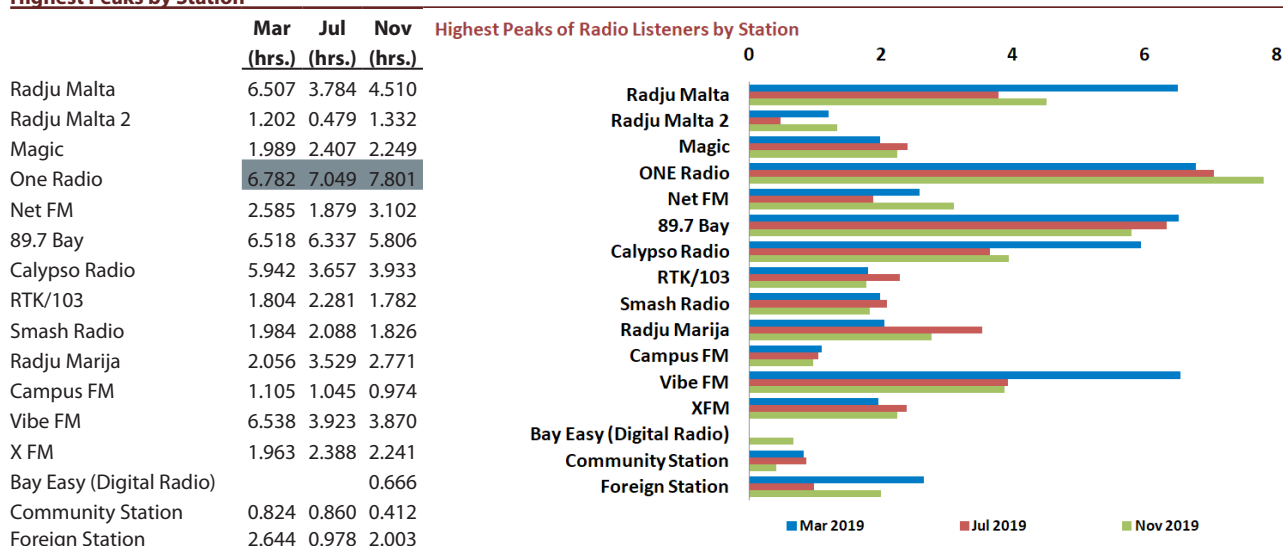
Overall, ONE Radio consistently enjoyed the highest number of listeners at any half-hour slot in March, July and November [6.78%, 7.05% and 7.80% respectively]. Similarly 89.7 Bay had the second highest number during each respective assessment [Mar: 6.52%; Jul: 6.34%; Nov: 5.81%].

Taking the highest peak attained during each weekday, ONE Radio had the highest peak amongst all stations on four weekdays in March [Mondays: 6.782%; Thursdays: 4.185%; Saturdays: 5.319%; and Sundays: 5.347%]; again the highest peak on four weekdays in July [Mondays: 0.969%; Wednesdays: 4.383%; Fridays: 5.714%; and Sundays: 7.049%]; and another four weekdays in November [Mondays: 6.388%; Wednesdays: 5.119%; Thursdays: 7.801%; and Sundays: 5.304%].

In March although 89.7 Bay had the second highest peak of 6.518% this was on Mondays and this was superseded by that of ONE Radio [6.782%]. In July 89.7Bay had the highest peak of all stations on three week days: Tuesdays [4.794%]; Thursdays [6.337%]; and Saturdays [6.038%] with its highest on Thursdays. In November 89.7Bay had the highest peak of all stations on two week days: Fridays [4.919%]; and Saturdays [5.806%].

Radju Malta had the highest peak amongst all stations during March on Wednesday [6.507%] and in November on Tuesdays [3.794%]. Also in March Vibe had the highest peak amongst all stations on Tuesdays [6.538%] while Calypso Radio had the highest peak among all stations on Friday [5.942%].

### Highest Peaks by Station



**What were the audiences throughout the day?**

In each of the assessments done, radio audiences were registered for all the half hour slots. By 6:00am audiences had already risen to 5.66% of all the population and by 7:00am these have nearly tripled to 15.11%. Audiences increased by another 2% at 8:00am [17.23%] and this level of listening was maintained until 11:30am when on average as much as 15.46% of the whole population was listening to radio.

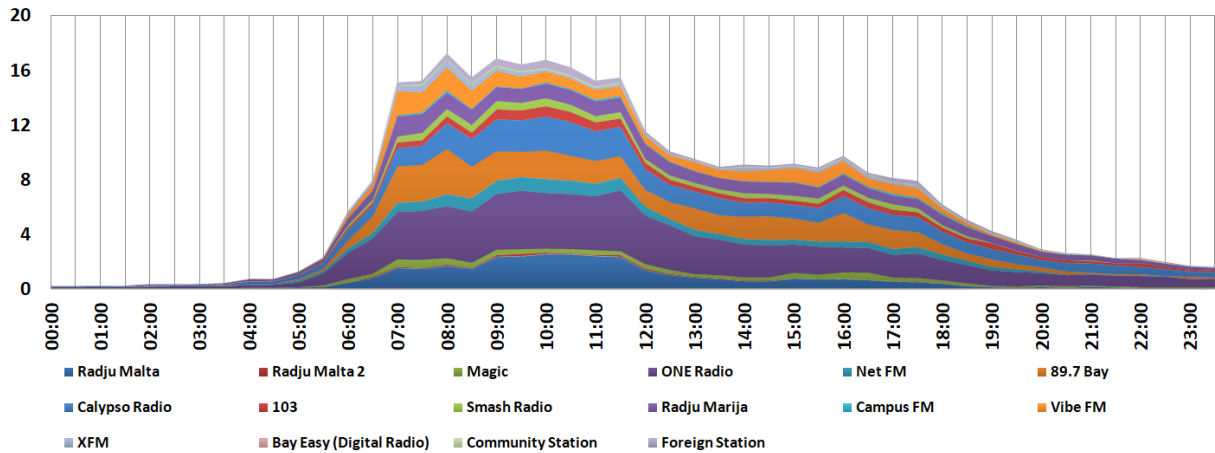
Audiences decreased to about 9% during the afternoon hours, slightly peaking at 4:00pm to 9.742%. Audiences continue to decrease, reaching an average of 2.90% at 8:00pm and continue to decrease to 1.61% by 11:30pm.

The following figure maps the total daily audience shares for radio stations cumulative at half-hour slots:

**Audiences by Time Brackets**

	Mar %	Jul %	Nov %	Avg. %
06:00	4.766	5.347	6.874	5.663
07:00	13.810	15.612	15.893	15.105
08:00	17.213	18.321	16.145	17.227
09:00	18.081	17.027	15.458	16.855
11:30	17.200	15.089	14.084	15.457
13:00	8.918	9.799	9.810	9.509
14:00	9.421	9.024	8.852	9.099
16:00	9.488	10.058	9.679	9.742
20:00	2.373	3.086	3.234	2.897
23:30	1.505	1.479	1.857	1.614

**Radio Average Audiences - March, July, and November 2019  
Mondays to Sundays**



**Which Radio Station had the largest percentage of audiences?**

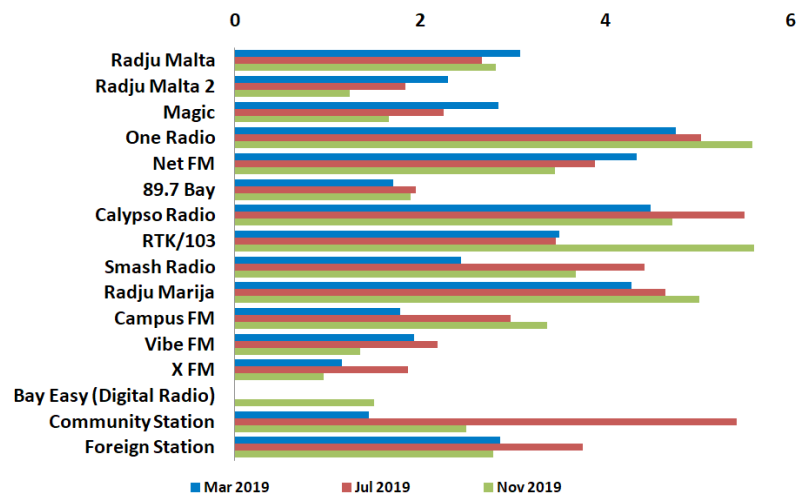
This percentage computes the average audiences of each station for all the weekdays against the total audiences, or rather, what proportion of the broadcasting pie did each station manage to attain.

Consistently ONE Radio had the largest percentage of audiences ranking first with more than a quarter of listeners – March: 24.9%; July: 25.4%; November 28.2%. 89.7 Bay had the second highest number during March [13.4%] and July [15.6%]. Calypso Radio closely followed 89.7 Bay for the third largest number [March: 13.0%; July: 13.3%] and even ranked second in November [15.0%] while 89.7 Bay ranked third [12.2%] for that quarter.

**Stations’ retention of listeners by hours**

	Mar (hrs.)	Jul (hrs.)	Nov (hrs.)
Radju Malta	3.08	2.67	2.82
Radju Malta 2	2.30	1.84	1.24
Magic	2.84	2.26	1.66
One Radio	4.76	5.03	5.59
Net FM	4.34	3.89	3.45
89.7 Bay	1.71	1.95	1.90
Calypso Radio	4.49	5.50	4.72
RTK/103	3.50	3.46	5.61
Smash Radio	2.45	4.42	3.69
Radju Marija	4.28	4.65	5.02
Campus FM	1.79	2.98	3.37
Vibe FM	1.94	2.19	1.35
X FM	1.15	1.87	0.96
Bay Easy (Digital Radio)			1.50
Community Station	1.45	5.42	2.50
Foreign Station	2.87	3.76	2.79

**Daily Average Hours of Radio Listening by Station**



## 7.2 Television

Similar to radio, respondents were given the possibility of identifying three television stations that they had followed the previous day and they could identify three different periods for each station that was followed. The participants were also asked what type of service they use to follow television and what types of programmes they like to follow on local television stations.

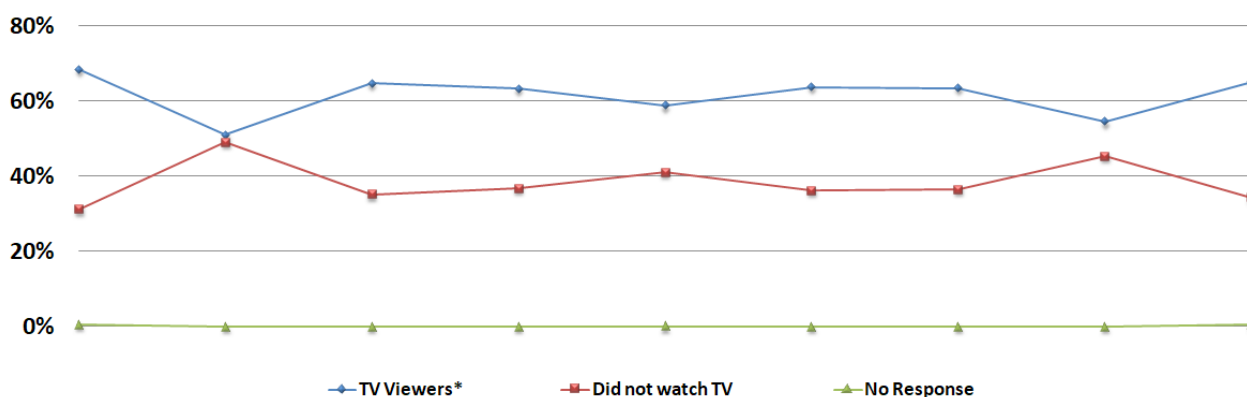
### How many people watch television?

About two-thirds of the population regularly watch TV; however the number drops to just more than half of the population during the summer months. There were slight changes in the percentage of TV viewers in all the three assessment periods when compared to those of the previous year – an increase of just 0.1% from February 2018 [63.3%] to that of March 2019 [63.4%]; a decrease of 4.3% from July 2018 [58.8%] to July 2019 [54.6%]; and an increase of 1.4% from that of October 2018 [63.7%] to that of November 2019 [65.1%].

#### TV Reach – How many people followed television

	Feb 2017	Jul 2017	Oct 2017	Feb 2018	Jul 2018	Oct 2018	Mar 2019	Jul 2019	Nov 2019
TV viewers*	68.3%	51.0%	64.7%	63.3%	58.8%	63.7%	63.4%	54.6%	65.1%
Do not Listen to Radio	31.2%	49.0%	35.2%	36.7%	41.0%	36.3%	36.5%	45.4%	34.3%
No response	0.5%		0.1%		0.1%				0.6%
Radio Listeners [N]	257,000	191,200	243,900	263,800	250,100	247,300	274,500	241,300	292,000

\* Includes those who "did not remember which station was followed" and those who "Followed No Particular TV Station".



\* Includes "No Particular TV Station" and "Did not remember which station"

Analysed by gender demographics, female audiences [66.14%] exceeded male audiences [60.75%] only during March while for the other two assessments of July and November male audiences exceeded female audiences. In nearly all the instances more than half of each category watched television with the exception of females during July [49.2%] where just less than half of all females followed TV programmes.

Analysed by age groups, just less than half of all those under the age of 30 years watch TV during March. Of note are 12-20 year olds whose TV viewing fell from 47.27% in March to 26.39% in July and then rose to 34.05% in November. Similarly all those over 50 years old – for 51-70 year olds this decreased from 76.01% in March to 53.19% in July and then increased to 60.06% in November; while for 71+ this decreased from 82.76% in March to 55.76% in July and then increased to 57.31% in November.

On the other hand TV viewing of all those over 20 years old but less than 50 years rose from that of March to that of July and then were slightly reduced during November.

TV Reach by Demographics

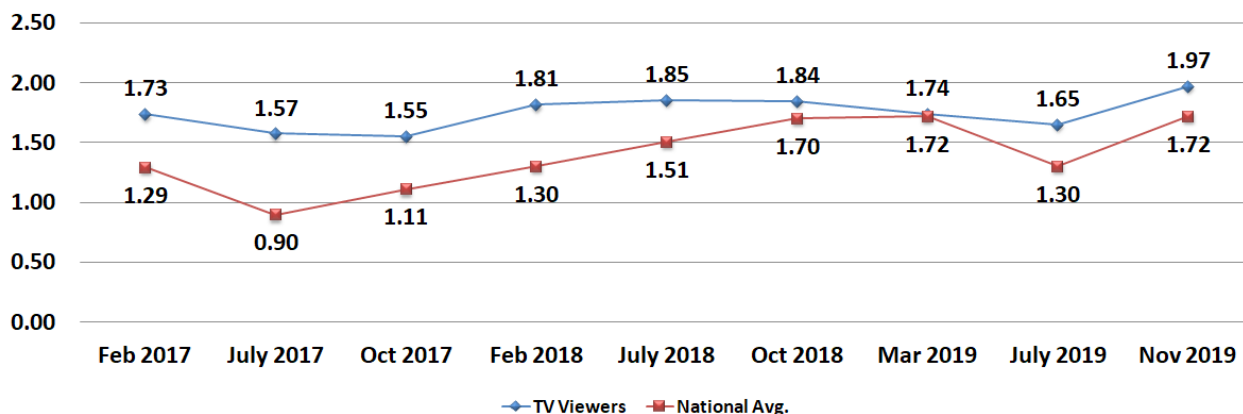
	Total Avg.			March				July				November			
	Viewers	Non-Viewers	No Answer	Total	Viewers	Non-Viewers	No Answer	Total	Viewers	Non-Viewers	No Answer	Total	Viewers	Non-Viewers	No Answer
	[%]	[%]	[%]	[N]	[%]	[%]	[%]	[N]	[%]	[%]	[%]	[N]	[%]	[%]	[%]
<b>Population</b>															
12+ years	56.6	43.3	0.1	432,844	63.42	36.54	0.04	442,187	52.02	47.86	0.12	448,543	54.46	45.54	-
<b>Gender</b>															
Males	57.7	42.3	0.0	218,962	60.76	39.24		225,513	54.73	45.27		229,268	57.52	42.48	-
Females	55.5	44.4	0.1	213,882	66.14	33.77	0.08	216,674	49.20	50.56	0.24	219,275	51.26	48.74	-
				<b>432,844</b>				<b>442,187</b>				<b>448,543</b>			
<b>Age group</b>															
12-20	35.9	64.1	0.0	65,828	47.27	52.73		70,133	26.39	73.61		64,639	34.05	65.95	-
21-30	51.8	48.0	0.3	45,897	49.15	50.85		44,097	54.38	44.85	0.77	51,619	51.74	48.26	-
31-50	58.4	41.6	0.0	142,660	55.80	44.20		148,348	60.39	39.61		149,589	59.01	40.99	-
51-70	63.1	36.9	0.0	95,688	76.01	23.99		85,261	53.19	46.81		94,592	60.06	39.94	-
70+	65.3	34.6	0.1	82,771	82.76	17.02	0.22	94,349	55.76	44.06	0.18	88,104	57.31	42.69	-
				<b>432,844</b>				<b>442,187</b>				<b>448,543</b>			
<b>District</b>															
South Harbour	57.6	42.4	0.0	74,688	69.83	30.17		74,635	51.23	48.77		75,718	51.64	48.36	-
North Harbour	55.5	44.5	0.0	138,983	62.37	37.63		144,540	49.37	50.63		146,627	54.82	45.18	-
South Eastern	63.4	36.5	0.1	63,301	72.52	27.48		63,968	61.54	38.19	0.27	64,889	56.19	43.81	-
Western	59.3	40.5	0.2	55,240	64.29	35.71		55,314	52.13	47.26	0.61	56,105	61.48	38.52	-
Northern	55.9	44.1	0.0	70,632	55.38	44.62		73,553	55.61	44.39		74,606	56.60	43.40	-
Gozo & Comino	42.0	57.8	0.2	30,000	50.40	48.99	0.60	30,177	37.57	62.43		30,598	37.95	62.05	-
				<b>432,844</b>				<b>442,187</b>				<b>448,543</b>			

How much time did TV viewers spend watching television?

Taking the length of time that each viewer has spent following television this average gives the amount of time spent by viewers as well as over all the population.

During March 2019 [1.74hrs] the average number of hours of all TV viewers was 6 minutes less than the previous assessment in October 2018 [1.84hrs] and 4'12" lower than that of February 2018 [1.81hrs]. In July 2019 [1.65hrs] this average was 5'24" less than that registered in the previous assessment of March and 12 minutes lower than that of July 2018 [1.81hrs]. In November [1.97hrs] this average was 19'20" higher than that registered at the previous assessment in July and was 7'48" higher than that of October 2018 [1.84hrs] – even exceeding that of October 2017 [1.55hrs] by 25'12".

Daily Hours of TV Viewing



On the other hand, over the whole population the average viewing of March [1.72hrs] was 1'12" higher than that of the previous assessment of October 2018 [1.7hrs]; that of July [1.30hrs] was 25'12" lower than that of the previous assessment; and that of November was 25'12" higher than that of July.

Over all the assessments for each year, while the average hours of viewers has risen from 1.62hrs in 2017 to 1.84hrs in 2018, and then reduced to a yearly average of 1.78hrs during 2019, the national average has risen from 1.1hrs in 2017 to 1.5hrs in 2018, and to 1.58hrs in 2019.

#### Daily Average TV Viewing

	2017 %	2018 %	2019 %
Total viewers	1.62	1.84	1.78
National Avg.	1.10	1.50	1.58

#### What type of reception service is used?

Respondents were asked what type of service they used to watch television. Six options were read out and respondents had the option of identifying one or more service that they make use of. Taking all the responses, on average the most common service for watching television is that of a paid subscription [91.75%], followed by IT based services [36.68%], satellite reception [3.66%], and Free-to-air service [3.61%].

#### Type of TV Service

	Mar	Jul	Nov	Avg.	
Paid Subscription	90.4	92.8	92.08	91.75	
IT based services	51.0	36.0	22.98	36.68	
Satellite	6.5	2.4	2.14	3.66	
Free-to-air	3.6	3.4	3.86	3.61	
No Reply	1.1	0.4	0.74	0.76	
No TV-set	0.3	0.4	0.68	0.48	
	152.9	135.5	122.5	136.9	

The data for free-to-air services is not exclusive as there is a tendency to exclude this option once other paid services are used by respondents. Analysing the data further and excluding those who have said that they do have free-to-air service plus any other service, an average of 8,300 respondents [1.9%] make use of only free-to-air services.

#### Free-to-air Service

		2018				2019			
		Feb	Jul	Oct	Avg.	Mar	Jul	Nov	Avg.
Total Free-to-air	N=	≈19,400	≈17,500	≈18,400	≈18,400	≈15,400	≈15,000	≈17,300	15,900
	%	4.6	4.1	4.3	4.3	3.6	3.4	3.9	3.6
Only Free-to-air	N=	≈12,100	≈14,000	≈10,200	≈12,100	≈5,500	≈9,100	≈10,400	8,300
	%	2.9	3.3	2.4	2.9	1.3	2.1	2.3	1.9
Free-to-air & Other Services	N=	≈7,300	≈3,500	≈8,200	≈6,300	≈9,900	≈5,900	≈6,900	7,600
	%	1.7	0.8	1.9	1.5	2.3	1.3	1.6	1.7

#### What are the favourite programme genres on television?

Respondents were asked what type of programmes they like to watch on local television. A list of eleven categories were read out by the interviewer and respondents chose the genre/s they preferred.

Local & Foreign News were always the most favourite [an average of 66.3%], followed by Drama [45.3%], Discussion & Current Affairs [34.2%], Documentaries [31.9%], and Cultural/Educational programmes [30.1%].

Analysed by gender, total female preferences for programmes always exceeded male preferences - male preferences only exceeded those of females in two categories: Sport programmes where male preferences [Avg.: 40.9%] exceeded those of females [Avg.: 13.7%] by an average of 27.2%; and for Documentaries by an average of 10.3% [Males Avg.:

#### Preferred TV Programme Genres

	Mar	Jul	Nov	Avg.
News Local & Foreign	66.8	68.3	63.7	66.3
Drama	48.1	42.5	45.2	45.3
Discussion & Current Affairs	35.0	31.0	36.5	34.2
Documentaries	31.9	29.2	34.5	31.9
Cultural/Educational	31.4	26.4	32.5	30.1
Sport	28.6	25.2	28.8	27.5
Light Entertainment/Comedy/Games	26.4	21.9	24.8	24.4
Music Videos	25.7	20.3	23.4	23.1
Religious	18.8	14.9	19.6	17.8
Teleshopping	11.6	9.2	10.4	10.4
Children's	8.5	8.1	9.1	8.6
	332.8	297.1	328.5	319.5

40%; Females Avg.: 26.6%]. On the other hand, female preferences exceed most those of male preferences in Drama programmes by 21% [Males Avg.: 35%; Females Avg.: 56%]; and Light Entertainment programmes by 9.7% which were closely followed by Teleshopping [9.5%].

**Preferred TV Programme Genres by Gender**

	Males				Females				+/- %
	Mar	Jul	Nov	Avg.	Mar	Jul	Nov	Avg.	
News Local & Foreign	66.2	70.3	62.2	66.2	67.5	66.2	65.3	66.3	-0.1
Drama	36.6	34.4	33.9	35.0	59.9	50.9	57.1	56.0	-21.0
Discussion & Current Affairs	34.0	30.4	36.7	33.7	36.0	31.7	36.3	34.7	-1.0
Documentaries	35.9	34.8	40.0	36.9	27.9	23.4	28.7	26.6	10.3
Cultural/Educational	29.0	25.8	33.2	29.3	33.9	27.1	31.8	30.9	-1.6
Sport	42.9	37.5	42.3	40.9	14.0	12.4	14.6	13.7	27.2
Light Entertainment/ ...	19.9	17.2	21.7	19.6	33.0	26.7	28.1	29.3	-9.7
Music Videos	23.9	20.2	22.0	22.0	27.6	20.4	24.8	24.3	-2.2
Religious	15.3	11.0	15.6	14.0	22.4	19.0	23.7	21.7	-7.7
Teleshopping	5.1	6.5	5.6	5.7	18.3	12.0	15.4	15.3	-9.5
Children's	6.8	7.2	8.2	7.4	10.2	9.1	10.0	9.8	-2.4
	<b>315.3</b>	<b>295.4</b>	<b>321.5</b>	<b>310.7</b>	<b>350.8</b>	<b>298.9</b>	<b>335.9</b>	<b>328.5</b>	<b>-17.8</b>

Analysed by age groups, preferences for programme genres increase with age. Local & Foreign News, followed by Drama Programmes were the most favourite programmes by all the age groups. However, while the preference for Local & Foreign News increased with age by 41.7% from 44.6% for 12-20 years old to as much as 86.3% for all 71+ year olds, Drama programmes had an average of 40% for all those under the age of 50 years old but then increased to just over 50% for all those over 50 years old.

The next highest increase after Local & foreign News was that for Religious programmes by 35.9% from 5% of all 12-20 year olds to 40.9% of all 71+ year olds, followed by Discussion programmes by 34.9% from 14.7% of all 12-20 year olds to 49.6% of all 71+ year olds, and documentaries by 17.7% from 24% of all 12-20 year olds to 41.7% of all 71+ year olds.

There were three programme genres which had reduced preference by age: Sports programmes by 6.5% [12-20: 38% to 71+: 31.5%]; Children's programmes by 6.1% [12-20: 14%; 71+: 7.9%]; and Music videos by 5.8% [12-20: 31.1%; 71+: 25.3%].

**Which TV station had the highest number of viewers?**

Consistently TVM attracted just more than a third of all television viewers, followed by ONE and Net TV. All the three stations have constantly attracted audiences from all the demographical groups by gender, age, and district.

The viewing of foreign stations is also high and averages just a third of the population [34.0%]. The viewing of foreign stations is higher with those under the age of 50 while the viewing of local TV stations is higher with those over this age benchmark.

In March the viewing of a foreign station was highest amongst 31-50 year olds [40.42%]; in July this was highest amongst 21-30 year olds [45.57%]; while in November this was highest amongst 12-20 year olds [42.13%]. The lowest was always among those over 71+.

**Preferred TV Programme Genres by Age Groups (Avg. March, July, November)**

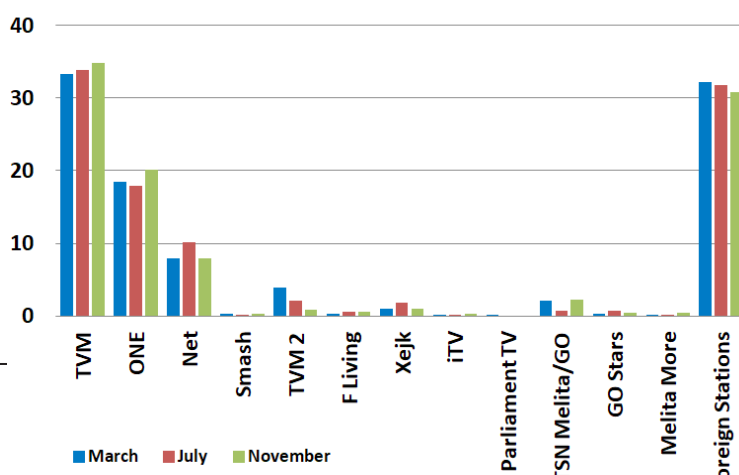
	12-20	21-30	31-50	51-70	71+
	Avg.	Avg.	Avg.	Avg.	Avg.
News Local & Foreign	44.6	47.6	61.7	79.6	86.3
Drama	41.6	37.7	40.7	50.8	53.8
Discussion & Current Affairs	14.7	19.5	31.2	45.7	49.6
Documentaries	24.0	23.1	28.7	37.8	41.7
Cultural/Educational	22.5	20.2	28.9	35.8	37.4
Sport	38.0	21.2	22.8	26.9	31.5
Light Entertainment/...	25.8	15.2	22.6	26.8	28.6
Music Videos	31.1	22.0	18.9	22.7	25.3
Religious	5.0	3.8	9.7	25.0	40.9
Teleshopping	3.7	3.6	6.8	15.7	19.7
Children's	14.0	5.1	8.5	7.2	7.9
	<b>265.0</b>	<b>218.9</b>	<b>280.5</b>	<b>374.1</b>	<b>422.7</b>

**TV Reach by Station**

	Mar		Jul		Nov	
TVM	1	33.35	1	33.90	1	34.79
ONE	3	18.41	3	17.90	3	20.12
Net	4	7.88	4	10.09	4	7.96
Smash	8	0.35	12	0.06	11	0.36
TVM 2	5	3.94	5	2.07	7	0.87
F Living	9	0.30	9	0.57	8	0.60
Xejk	7	0.98	6	1.86	6	1.00
iTV	13	0.07	11	0.12	12	0.33
Parliament TV	12	0.08				
TSN Melita/GO	6	2.05	7	0.77	5	2.22
GO Stars	10	0.28	8	0.69	9	0.50
Melita More	11	0.14	10	0.15	10	0.40
Foreign Stations	2	32.16	2	31.83	2	30.87
		<b>100%</b>		<b>100%</b>		<b>100%</b>
Total Local		65.4		66.6		66.0
Total Foreign		34.6		33.4		34.0

**TV Reach by Station**

[irrespective of time spent]



**For how long did TV stations retain their viewers?**

When considering the average amount of time that viewers spent following their favourite station, the data becomes susceptible to outliers. Where a broadcasting station registered a small number of viewers who logged on to that particular station for a very long time, their average would be far higher than that station which logged a large number of viewers who followed that station for a reasonable time.

Analysed by broadcasting station, while TVM constantly attracted the highest percentage of viewers, the average amount of time that it could retain its viewers was, on average, far less than the next two stations which attracted the highest percentage of viewers. While on average TVM's viewers spent a total of 1.39hrs, those of ONE spent as much as 50.4% more [2.09hrs] while those of Net spent as much as 20.9% more [1.58hrs].

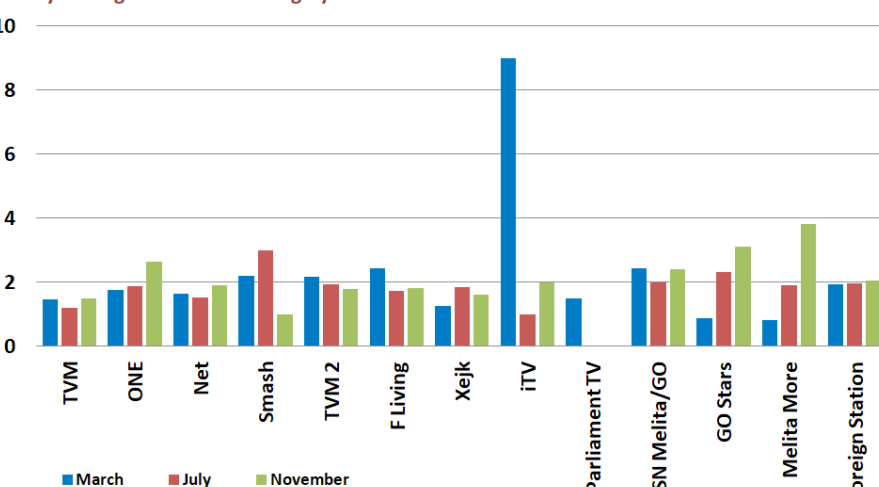
Excluding all foreign stations and iTV which is clearly an outlier, the highest amount of time that viewers have spent watching a particular station are those following ONE [2.09hrs], followed by Smash [2.07hrs], F Living [2.0hrs], TVM 2 [1.96hrs], Net [1.68hrs], Xejk [1.57hrs], Parliament TV [1.5hrs], and TVM [1.39hrs].

Of the foreign stations the highest amount of time that viewers have spent viewing a particular station were those watching TSN Melita/GO [2.28hrs], followed by Melita More [2.18hrs], GO Stars [2.11hrs], and Other Foreign Stations [1.99hrs].

**TV Reach by Station**

	Mar	Jul	Nov	Avg
TVM	1.46	1.21	1.49	1.39
ONE	1.76	1.88	2.64	2.09
Net	1.63	1.52	1.90	1.68
Smash	2.21	3.00	0.99	2.07
TVM 2	2.16	1.94	1.80	1.96
F Living	2.44	1.72	1.83	2.00
Xejk	1.25	1.84	1.62	1.57
iTV	9.00	1.00	2.00	4.00
Parliament TV	1.50		1.50	
TSN Melita/GO	2.44	1.99	2.39	2.28
GO Stars	0.88	2.33	3.12	2.11
Melita More	0.81	1.92	3.81	2.18
Foreign Stations	1.95	1.97	2.05	1.99

**Daily Average Hours of viewing by TV Station**



**What was the largest number of TV viewers at any one time?**

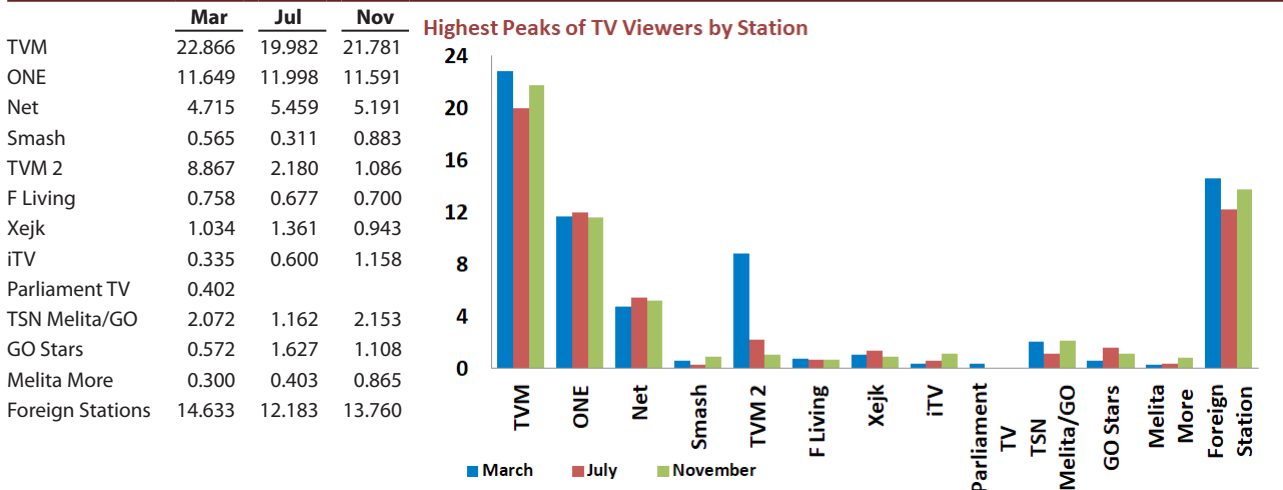
Another indication of a station’s popularity with its audiences is its highest number of viewers obtained at any particular half-hour slot of each weekday.

During March TVM had the highest peaks amongst all stations for all the weekdays from Monday to Sunday and exceeded those of Foreign Stations. The highest peak attained by TVM was on Tuesdays [22.866%] followed by that on Fridays with 20.687% and Thursdays [20.336%], while its lowest was that for Wednesdays with 14.8711%. ONE had its highest peak on Mondays with 11.649%, while the highest peak of Net TV was also on Mondays with 4.715%.

During July TVM had the highest peaks amongst all stations for all the weekdays from Monday to Sunday and again exceeded those of Foreign Stations. The highest peak attained by TVM was on Tuesdays [19.982%] followed by that on Wednesdays with 15.811% and Fridays [14.964%], while its lowest was that for Sundays with 11.882%. ONE had its highest peak on Wednesdays with 11.998%, while the highest peak of Net TV was on Thursdays with 5.459%.

In November, TVM had the highest peaks amongst all stations for all the weekdays from Monday to Sunday and it exceeded those of Foreign Stations. The highest peak attained by TVM was on Wednesdays [21.781%] followed by that on Fridays with 16.319% and Thursdays[16.276%], while its lowest was that for Saturdays with 10.066%. ONE had its highest peak on Wednesdays with 11.591%, while the highest peak of Net TV was on Tuesdays with 5.191%.

**Highest Peaks of TV Stations**



**What were television audiences through the day?**

Throughout the assessments audiences were not registered for all the half-hour slots especially those for after midnight and early morning.

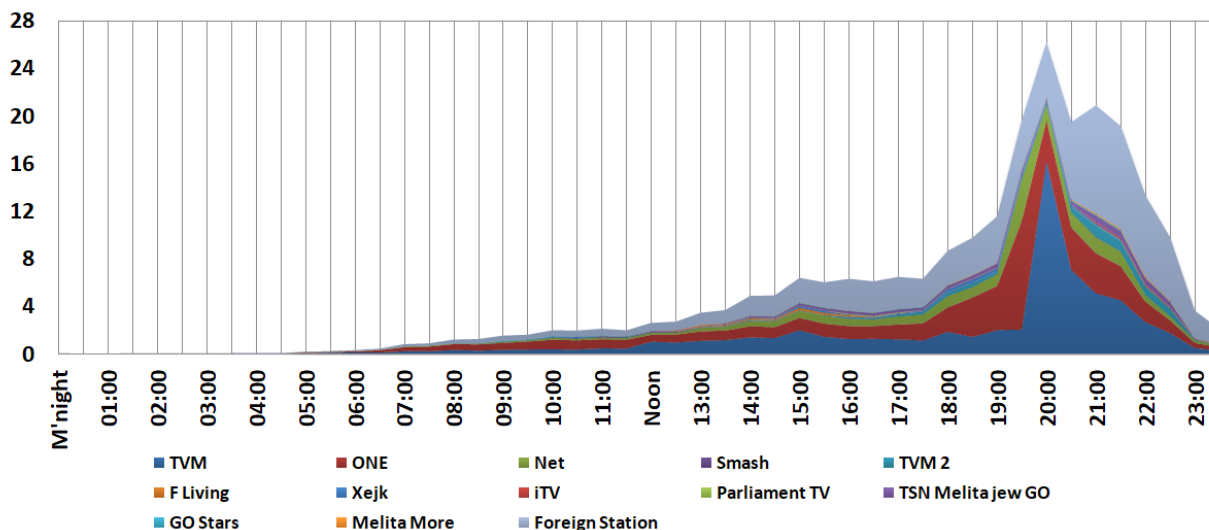
Audiences throughout the day started picking up slowly at 8:00am with an average of 1.182% rising gradually to 2.585% by noon. Audiences then peaked up to 6.373% at 3:00pm and rose to 8.647% at 6:00pm. Audiences rose sharply from those at 7:00pm [11.552%] to 26.183% at 8:00pm where the average highest audiences were reached. Audiences were generally maintained but peaked to 20.884% by 9:00pm, falling to 13.335% at 10:00pm, and further to 3.606% at 11:00pm. Night-time viewing was minimal.

**Audiences by Time Brackets**

	Mar %	Jul %	Nov %	Avg. %
08:00	0.788	1.269	1.488	1.182
12:00	2.249	2.548	2.960	2.585
15:00	5.097	5.915	8.106	6.373
18:00	9.148	6.703	10.088	8.647
19:00	11.463	9.087	14.107	11.552
20:00	28.363	23.723	26.462	26.183
21:00	24.058	15.252	23.341	20.884
22:00	15.641	9.056	15.307	13.335
23:00	4.350	2.451	4.018	3.606

The following figure maps the total daily audience shares for television stations cumulative at half-hour slots:

TV Average Audiences - Mar, Jul, and Nov 2019  
Mondays to Sundays



**Which TV station had the largest percentage of audiences?**

This percentage computes the average audiences of each station for all the weekdays against the total audiences; or rather, what proportion of the broadcasting pie each station managed to attain.

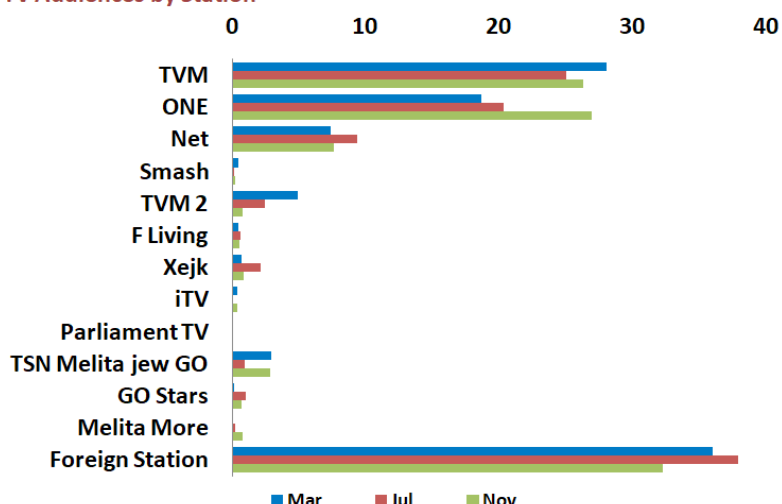
Excluding foreign stations, TVM ranked first in March [28.0%] and July [25.0%] but ranked second in November [26.9%]. On the other hand ONE ranked second in March [18.6%] and July [20.3%]; and ranked first in November with 26.9%. NET always ranked third [March: 7.3%; July: 9.3%; November: 7.6%]. Of note is that while TVM decreased its audiences during the summer month of July, both ONE and Net increased their audiences during this period.

Although audiences of foreign stations did not exceed the number of audiences of TVM in each of the three assessments done, such audiences always followed their favourite station more than the audiences of TVM. During March such audiences follow a foreign station on an average of 1.95 hrs [TVM: 1.46hrs]; in July they did so for 1.97hrs [TVM: 1.21hrs]; and in November for 2.05hrs [TVM: 1.49hrs; ONE: 2.64hrs].

**TV Audiences by Stations'**

	Mar (hrs.)	Jul (hrs.)	Nov (hrs.)
TVM	28.0	25.0	26.3
ONE	18.6	20.3	26.9
Net	7.3	9.3	7.6
Smash	0.4	0.1	0.2
TVM 2	4.9	2.4	0.7
F Living	0.5	0.6	0.6
Xejk	0.7	2.1	0.8
iTV	0.4	0.1	0.3
Parliament TV	0.1		0.0
TSN Melita jew GO	2.9	0.9	2.8
GO Stars	0.1	1.0	0.7
Melita More	0.1	0.2	0.8
Foreign Station	36.0	37.9	32.3
	100%	100%	100%

TV Audiences by Station



More data is available for download through the Authority's website at <http://ba-malta.org/archives>



# APPENDICES

# APPENDIX 01

## Rapport imħejji mill-Kumitat Konsultattiv dwar il-Kwalità fix-Xandir (Televiżjoni) fi ħdan l-Awtorità tax-Xandir

### Konkluzjonijiet u Rakkomandazzjonijiet

Wara li ra diversi kampjuni ta' programmi televiżivi minn ġeneri differenti mxandra fuq stazzjonijiet Maltin, kif ukoll wara li Itaqa' kemm ma' producers kif ukoll ma' rappreżentanti tal-istazzjonijiet, il-kumitat wasal biex jagħmel numru ta' konkluzjonijiet u rakkomandazzjonijiet.

1. B'mod ġenerali u bi ftit eċċezzjonijiet fil-qasam tax-xandir permezz tat-televiżjoni f'Malta teżisti problema serja ta' kwalità f'livelli differenti tal-produzzjoni minn skript writing sa preżentazzjoni, mill-iffilmjar sal-editjar, mid-dekor fl-istudjo sal-ilbies tal-preżentaturi. Tasew li l-livell tal-kwalità huwa intrinsikament marbut ma' kemm finanzi jiġu ppumpjati fil-produzzjoni, madankollu jidher li bħala kultura l-kwalità hi sekondarja għall-aspett kummerċjali b'detriment għall-industrija nnifisha kif ukoll għat-telespettatur li minkejja kollox għadu juri ċerta lealtà lejn il-prodott Malti minkejja li llum għandu għażla wiesgħa ta' x'jara u fejn.

**Rakkomandazzjoni: Għandha tinbidel il-Liġi dwar ix-Xandir biex jiġu stabbiliti l-Livelli Minimi Nazzjonali fil-qasam tax-xandir permezz tat-televiżjoni. Dawn il-Livelli Minimi Nazzjonali għandhom jintlaħqu minn kull min għandu liċenzja biex ixandar fuq perjodu stabbilit. L-Awtorità tax-Xandir għandha tkun il-gwardjan li jassigura li kull stazzjon b'liċenzja jilhaq dawn il-livelli jekk irid iżomm jew jakkwista liċenzja għax-xandir permezz tat-televiżjoni. Dan għandu jiġi stabbilit permezz ta' audits li jsiru lil kull min ikun liċenzjat. Għandu jkun hemm fond li permezz tiegħu l-istazzjonijiet jiġu megħjuna jilħqu dawn il-Livelli Minimi Nazzjonali.**

2. L-istazzjonijiet Maltin kemm dawk privati u dawk pubbliċi kif ukoll il-produtturi ta' programmi għat-televiżjoni f'Malta għandhom problema ta' finanzi li qed taffettwa l-kwalità ta' programmi prodotti u/jew mxandra minnhom. Mil-laqgħat li għamel il-kumitat seta jinnota sens ta' qtugħ il-qalb (helplessness) f'dawk kollha li huma involuti li donnhom il-koll rassenjati li ma tantx hemm xi jsir.

**Rakkomandazzjoni: Għandu jsir studju aktar dettaljat dwar is-sostenibbiltà tal-qasam tax-xandir televiż f'Malta bl-iskop li l-industrija tat-televiżjoni ma tmutx mewta naturali hekk kif il-midja soċjali u pjattaformi oħra qed jieklu biċċiet dejjem akbar mill-kejk tar-reklamar. Ir-riżultati ta' dan l-istudju għandhom jiġu diskussi mal-istakeholders kollha kif ukoll mal-Gvern sabiex jittieħdu l-azzjonijiet meħtieġa f'hal jithares il-futur tax-xandir televiżiv.**

3. Għandu jkun hemm level playing field akbar bejn l-istazzjonijiet pubbliċi u dawk privati b'mod li dawn tal-aħħar ma jiġux fgati u finalment eliminati.

**Rakkomandazzjoni: Għandhom jiżdiedu l-fondi pubbliċi permezz ta' skemi, biex tiġi megħjuna l-produzzjoni ta' programmi ta' ġeneri differenti li jkunu ta' kwalità għolja, b'possibbiltà li jistgħu jinbiegħu barra minn xtutna. Għal dawn il-fondi, jistgħu japplikaw l-istazzjonijiet kollha.**

4. It-taħriġ ta' dawk kollha li jaħdmu f'dan il-qasam mhuwiex mifruq fuq l-oqsma kollha tax-xandir. Ħafna mit-taħriġ isir inhouse l-aktar għal personnel ġdid. Hemm oqsma partikolari bħalma hu l-iscript-writing fejn it-taħriġ mill-istazzjonijiet u l-producers huwa assenti għalkollox.

**Rakkomandazzjoni: Għandha ssir ħidma mal-awtoritajiet konċernati biex l-istazzjonijiet privati jiġu megħjuna jagħmlu użu minn fondi Ewropej immirati sabiex ikopru spejjeż marbutin ma' taħriġ tal-impjegati kif ukoll fondi oħra li jistgħu jiġu użati biex isir taħriġ mill-istazzjonijiet għal dawk kollha involuti fil-qasam tax-xandir tat-televiżjoni. Dawn il-fondi għandhom jintużaw għal programm intensiv ta' taħriġ fl-isforzi biex jintlaħqu l-Livelli Minimi Nazzjonali imsemmija fl-ewwel punt.**

5. Il-producers u l-istazzjonijiet mhumiex daqshekk sodisfatti minn nies kwalifikati li qed tipproduċi s-sistema edukattiva f'Malta.

**Rakkomandazzjoni: Għandha tittiehed inizzjattiva sabiex isir outreach mal-Università, l-MCAST u d-Dipartiment tal-Edukazzjoni sabiex it-taħriġ dwar il-midja, il-ġurnalizmu u x-xandir jiġi sinkronizzat mal-ħtiġijiet kurrenti fl-industrija. Għandu jsir sforz kollettiv sabiex l-istudenti li jkunu tħarrġu f'dan il-qasam jibqgħu fih u jkomplu l-karriera u mhux jaqtgħu qalbhom. Barra minn hekk l-istazzjonijiet tax-xandir u d-djar tal-produzzjonijiet għandhom jifitħu aktar l-bibien tagħhom għal studenti li jkunu motivati li jieħdu esperjenza "hands on" waqt l-istudji tagħhom.**

6. Is-sistemi tal-kontroll tal-kwalità fl-istazzjonijiet mhix waħda effettiva biżżejjed u tiddependi ħafna minn servizz mogħti fuq bażi ta' part time. L-uniku stazzjon li għandu unit għall-kontroll tal-kwalità huwa l-PBS anki hawn jidher ċar li s-sistema għandha d-difetti tagħha u tħalli barra programmi live. L-istazzjon irid ukoll iħares lejn il-kwalità globali ta' programm shiħ u mhux iħares biss lejn ftit dettalji f'episodju jew ieħor.

**Rakkomandazzjoni: It-twaqqif ta' Quality Monitoring Unit f'kull stazzjon għandha tkun marbuta mal-Livelli Minimi Nazzjonali msemmija fl-ewwel punt.**

7. Hemm diffikultà sabiex jinstabu persuni Maltin li lesti li jaħdmu fil-qasam televiżiv l-aktar fi rwoli teknici. L-impjeg ta' persuni barranin, minkejja li qed iseħħ b'mod limitat, mhix daqstant għażla għall-istazzjonijiet u l-producers minħabba li l-produzzjonijiet huma essenzjalment bil-lingwa Maltija.

**Rakkomandazzjoni: Għandha titwaqqaf Akkademja għax-Xandir taħt l-awspiċi tal-Awtorità tax-Xandir li minnha jgħaddi kull min jixtieq li jaħdem fil-qasam televiżiv. Din l-Akkademja għandha taħdem id f'id mal-istituzzjonijiet edukattivi li joffru dan it-tip ta' taħriġ biex ma jkunx hemm duplikazzjoni ta' riżorsi. Din l-Akkademja għandha toffri programmi ta' taħriġ akkreditati mill-Kummissjoni għall-Edukazzjoni Avanzata u Ogħla. Filwaqt li din il-miżura xorta tista' ma tissodisfax il-ħtiġijiet kollha li jkollhom l-istazzjonijiet f'Malta, tista' tgħin biex jidhlu persuni li jkunu verament interessati u lesti li jingħataw it-taħriġ.**

8. Mhuwiex finanzjarjament sostenibbli li timla l-ħin kollu allokat għal xandir permezz tat-televiżjoni permezz ta' programmi ta' kwalità.

**Rakkomandazzjoni: Filwaqt li ħafna stazzjonijiet qed iħossu li m'hemmx skop li stazzjon ixandar għal 24 siegħa kuljum, kull stazzjon għandu jikkunsidra kemm sigħat jiflaħ ixandar u jillimita ruħu għal dawk is-sigħat biss biex ma jikkompromettix il-kwalità.**

9. Il-programmi tat-tfal huma assenti kważi għalkollox minn fuq it-televiżjoni Maltija. Il-ftit li jeżistu huma bbażati fuq formola antika li ma tattirax l-interess tat-tfal. B'konsegwenza ta' hekk neqsin ukoll programmi ppreżentati mit-tfal u bil-partecipazzjoni tat-tfal, ħaġa li fil-passat iproduċiet generazzjoni ta' preżentaturi bravi li illum huma fost l-aktar stabbiliti.

**Rakkomandazzjoni: Parti mill-fondi imsemmija f'punt 3 għandhom imorru għall-produzzjoni ta' programmi tat-tfal li jkollhom format u kontenut aktar attraenti għat-tfal u ż-żgħażaġh. M'għandhomx ikunu r-reklami l-fattur determinanti jekk programmi għat-tfal isirux jew le. Il-programmi għat-tfal jistgħu jkunu marbuta ma' kampanji mmirati biex jippromwovu teknoloġiji moderni bħall-Intelliġenja Artifiċjali. Dan minnu nnifsu jista' joħloq opportunità għal finanzjament addizzjonali għal dawn it-tipi ta' programmi.**

10. Il-produtturi ta' programmi għall-istazzjon pubbliku qed jiġu avvżati tard wisq jekk il-programmi tagħhom ikunux intaġħzlu jew le biex jiddaħhlu fl-iskeda.

**Rakkomandazzjoni: Għandu jsir tibdil fil-politika tax-xandir sabiex jippermetti li l-istazzjon pubbliku jidhul fi ftehim fit-tul mal-produtturi b'tali mod li jkun jista' jsir pjanar aħjar u partikolarment għal dawk il-programmi li jkunu jeħtieġu aktar xogħol bħalma hi d-drama. Din il-miżura għandha tgħin ukoll biex fl-aħħar mill-aħħar tizdied il-kwalità tal-prodott.**

# APPENDIX 02

## DIRETTIVA TAL-AWTORITÀ TAX-XANDIR DWAR PROGRAMMI U REKLAMI MXANDRA MATUL IL-PERJODU 15 TA' APRIL - 25 TA' MEJJU 2019

Bis-saħħa tas-setgħat mogħtija lilha bl-Artikli 15 u 23 tal-Att dwar ix-Xandir, l-Awtorità tax-Xandir qed toħroġ din id-direttiva għall-perjodu mill-15 ta' April sal-25 ta' Mejju 2019.

### Isem u dħul fis-seħħ.

1. (1) Din id-Direttiva tissejjaħ id-Direttiva tal-Awtorità tax-Xandir dwar Programmi u Reklami mxandra matul il-perjodu bejn il-15 ta' April u l-25 ta' Mejju 2019.

(2) Din id-Direttiva tidhol fis-seħħ minn nhar it-Tnejn 15 ta' April 2019.

### Tifsir.

2. (1) Għall-għanijiet ta' din id-Direttiva:

"l-Att" ifisser l-Att dwar ix-Xandir;

"l-Awtorità" tfisser l-Awtorità tax-Xandir imwaqqfa bl-Artiklu 118 tal-Kostituzzjoni;

"Direttiva" tfisser id-Direttiva tal-Awtorità tax-Xandir dwar Programmi u Reklami mxandra matul il-perjodu 15 ta' April - 25 ta' Mejju 2019;

"elezzjonijiet" tfisser l-elezzjonijiet għall-Kunsilli Lokali u għall-Parlament Ewropew li se jinżammu nhar is-Sibt, 25 ta' Mejju 2019;

"kandidat" tfisser kandidat għall-elezzjoni tal-Parlament Ewropew u għall-elezzjoni tal-Kunsilli Lokali li se jsiru fil-25 ta' Mejju, 2019;

"programm" jinkludi spots sew jekk ikunu informativi sew jekk ikunu xort'oħra; ifisser ukoll kull tip ta' kontenut inkluż anke rokna fi programm;

"reklam" tfisser reklam informativ jew reklam li jkollu kontenut ta' natura politika jew element ta' propaganda, inkluż kull forma ta' PSAs; ħlief PSAs li għandhom informazzjoni dwar obbligi statutorji.

(2) Il-kliem u l-frazzjiet użati f'din id-Direttiva jfissru l-istess kif inhuma mfissra fl-Att dwar ix-Xandir.

### Għoti ta' Skedi ta' Programmi lill-Awtorità.

3. (1) Mhux aktar tard min-nofsinar ta' nhar il-**Hamis 11 ta' April 2019**, kull stazzjon tax-xandir irid jagħti lill-Awtorità skeda dettaljata tal-programmi u reklami biex tiġi approvata mill-Awtorità. Din l-iskeda trid tkopri l-perjodu mill-15 ta' April sal-25 ta' Mejju 2019. Fejn l-istazzjon ikun biħsiebu li jxandar programmi ta' ġrajjet kurrenti, programmi ta' diskussjoni, programmi ta' ġurnalizmu investigattiv, programmi oħra li jinkludu mistiedna sabiex jagħtu opinjonijiet dwar ġrajjet kurrenti u programmi ta' natura simili għal dawn, waqt il-perjodu hawn fuq imsemmi,

## BROADCASTING AUTHORITY DIRECTIVE ON PROGRAMMES AND ADVERTISEMENTS BROADCAST DURING THE PERIOD 15TH APRIL TO 25TH MAY 2019

IN exercise of the powers conferred by Articles 15 and 23 of the Broadcasting Act, the Broadcasting Authority is issuing the following directive for the period 15th April to 25th May 2019.

### Citation and entry into force.

1. (1) The title of this Directive is the Broadcasting Authority Directive on Programmes and Advertisements broadcast during the period 15th April to 25th May 2019.

(2) This Directive shall come into force on Monday, 15th April 2019.

### Interpretation.

2. (1) For the purposes of this Directive:

"the Act" means the Broadcasting Act;

"Authority" means the Broadcasting Authority established by Article 118 of the Constitution;

"Directive" means the Broadcasting Authority Directive on Programmes and Advertisements broadcast during the period 15th April to 25th May 2019;

"elections" means the elections for the Local Councils and for the European Parliament to be held on Saturday 25th May 2019;

"candidate" means a candidate for the European Parliament elections and for the Local Councils elections to be held on 25th May 2019;

"programme" includes spots whether informative or otherwise; it also means all types of content including a slot in a programme;

"advertisement" means an advertisement of an informative nature or an advertisement which contains political content or a propaganda element, including all forms of PSA's, except PSA's which inform about statutory obligations.

(2) Words and phrases used in this Directive shall have the same meaning as is assigned to them in the Broadcasting Act.

### Submission of Programme Schedules to the Authority.

3. (1) Not later than noon of **Thursday 11th April 2019**, every broadcasting station shall submit a detailed schedule of programmes and advertisements for the Authority's approval. This schedule shall cover the period 15th April to 25th May 2019. Whenever the station intends to broadcast current affairs programmes, discussion programmes, investigative journalism programmes, other programmes that include guests airing opinions on current affairs and programmes of a similar nature, during the aforesaid period, it shall forward the topic of that programme to the Authority

irid jibgħat lill-Awtorità s-suġġett ta' dak il-programm u dettalji dwar min ser jieħu sehem fih bid-dettalji kollha tal-preżentatur, parteċipanti u l-produttur sabiex l-Awtorità tkun tista' tagħti l-approvazzjoni tagħha. L-istess informazzjoni trid tintbagħat għall-programmi ta' ġeneri oħra li fihom jipparteċipaw kandidati. Minbarra skeda dettaljata, l-istazzjon għandu jipprovdi wkoll ir-running order li jagħti dawl tal-kontenut tal-programm.

(2) Wara li l-Awtorità tapprova din l-iskeda ta' programmi, l-istazzjon ma jkunx jista' jagħmel tibdiliet fl-iskeda msemmija hliet eċċezzjonalment, wara li jitlob għal dan bil-kitba u jagħti d-dettalji kollha meħtieġa u bl-approvazzjoni tal-Awtorità. Din it-talba għal tibdil fl-iskeda ta' programmi trid tasal għand l-Awtorità mhux anqas minn tleTT ijiem qabel id-data tal-bidla proposta.

(3) L-ebda produzzjoni jew programm jew reklam b'xejra politika ma jista' jixxandar minn stazzjon qabel ma tingħata l-approvazzjoni msemmija fis-sub-artiklu (1) u (2) ta' dan l-Artiklu sakemm dan ma jkunx parti minn skema approvata mill-Awtorità. Sakemm tiġi approvata l-bidla mitluba fl-iskeda ta' programmi mill-Awtorità, l-istazzjon m'għandux ixandar materjal promozzjonali dwar il-programmi li jkunu qed jiġu proposti li jixxandru mill-istazzjon inkwistjoni. L-ebda programm jew reklam ma jista' jinkoraġixxi lill-poplu li jivvota għal partit jew kandidat partikolari. Għandha tingħata attenzjoni biex jiġi żgurat illi l-programmi kollha u r-reklamar kollu ma jkunx fihom materjal li jista' jiġi interpretat li qed jiffavorixxi jew li qed jagħti exposure mhux f'waqtu lil xi partit politiku, jew kandidat jew Kunsill Lokali jew li jista' raġjonevolment jitqies li huwa immirat lejn għan politiku. Għalhekk b'mod partikolari, ma jkunx aċċettabbli :-

(i) li fil-każ ta' reklami mtellgħa minn entitatjiet pubbliċi jew entitatjiet oħra, jidhru persuni li jkunu ressqi l-kandidatura tagħhom għal dawn l-elezzjonijiet, anki meta l-istess reklam ma jkunx jitqies bħala reklam politiku għall-fini tal-Att dwar ix-Xandir;

(ii) li programm imsemmi fis-sub-artiklu (1) ta' dan l-Artiklu jiġi ppreżentat minn persuna li tkun ressqet għal dawn l-elezzjonijiet sakemm din il-persuna ma tkunx impjegata regolari mal-istazzjon li jkun qed ixandar il-programm. F'każijiet bħal dawn, l-Awtorità iżzomm id-dritt li titlob prova li dik il-persuna hija impjegata b'mod full-time mal-istazzjon;

(iii) li persuna li tkun ressqet għal dawn l-elezzjonijiet tidher f'sigla tal-ftuħ jew għeluq ta' programm.

(4) Huwa l-obbligu ta' kull stazzjon li programmi li għandhom x'jaqsmu ma' xi materja ta' kontroversja politika jew industrijali jew li jirreferu għall-policy pubblika kurrenti jridu jiġu ppreżentati b'imparzialità. Fi programmi ta' diskussjoni li se jkunu se jitrattaw temi li b'xi mod huma marbuta mal-Kunsilli Lokali, irid ikun hemm rappreżentazzjoni wiesgħa ta' opinjonijiet differenti fuq is-suġġett trattat. L-istess prinċipju jgħodd għal programmi li jitrattaw l-elezzjonijiet tal-Parlament Ewropew.

(5) F'dan il-perjodu, ma jistgħux jixxandru attivitajiet politiċi organizzati għall-kandidati jew mill-kandidati tal-Parlament Ewropew jew kandidati tal-Kunsilli Lokali fuq l-ebda stazzjon.

(6) Il-partecipazzjoni ta' kandidati fuq dawn il-programmi indikati f'Artiklu 3(1) ta' din id-Direttiva għandha ssir

as well as details of the participants, including details of the presenter, guests and producer to the Authority for its approval. The said information shall be submitted for other programme genres in which candidates participate. Besides a detailed schedule, the station shall provide a running order which sheds light on the programme content.

(2) Following the Authority's approval of this programme schedule, no changes may be made by a broadcasting station to the said schedule. Exceptionally, with the prior approval of the Authority and following a written detailed request by a broadcasting station to that effect, a broadcasting station may request the Authority's approval to change its programme schedule. Such request must reach the Authority at least three days prior to the date of the proposed change.

(3) Until such approval as mentioned in sub-articles (1) and (2) of this Article is obtained, no production or programme or advertisement with a political content may be broadcast by a station unless this is part of a scheme approved by the Authority. Until the requested change in programme schedule is approved, the station shall not broadcast promotional material concerning programmes which the station in question intends to air. No programme or advertisement may encourage the public to vote for a particular party or candidate. Care should be taken to ensure that all programmes and all advertisements are free of material which could be interpreted as favouring or giving undue exposure to any political party, or candidate or Local Council or which might be reasonably considered as being directed towards a political end. In particular, therefore, it shall not be permissible:

(i) in the case of advertisements commissioned by public entities or other entities, to allow persons who have submitted their candidature for this election to appear in such advertisements, even when the said advertisement cannot be considered to be a political advertisement for the purposes of the Broadcasting Act;

(ii) that a programme mentioned in sub-article (1) of this Article is presented by a person who has submitted his or her candidature for this election when such person is not a regular employee of the station broadcasting such programme. In such instances, the Authority reserves the right to ask for proof of the employee's full-time employment status;

(iii) that a person contesting the elections appears in the opening or closing of a programme.

(4) Each station is obliged to see that programmes concerning any aspect of a political or industrial controversy or which refer to current public policy are presented with due impartiality. In discussion programmes dealing with topics which are in some way related to Local Councils, there should be a wide representation of different opinions on the subject. The same principle applies to programmes dealing with European Parliament elections.

(5) During this period no political activities may be broadcast for or by the candidates of the European Parliament or candidates of the local councils on any station.

(6) The participation of candidates in the programmes indicated in Article 3(1) of this Directive should take

abbazi ta' proporzjonalità u fi tħaris taż-żamma ta' imparzjalità u bilanċ.

(7) Kull parteċipant sew jekk f'isem partit sew jekk indipendenti jrid ikollu l-ewwel intervent tiegħu fl-ewwel nofs tal-programm.

(8) F'każ tal-sub-artiklu 4 t'hawn fuq, l-Awtorità tista' tapprova skeda ta' programmi proposta minn stazzjon wara li tkun sodisfatta li dan jaqbel ma' dak li hemm provdut f'Artiklu 119 tal-Kostituzzjoni. L-Awtorità għandha tara, b'mod partikolari, li fejn għandu x'jaqsam mal-għażla tas-sugġetti u ta' dawk li jkunu ser jieħdu sehem, l-istazzjon jimxi ma' dak li hemm maħsub fl-Artiklu 119 u f'din id-Direttiva.

(9) Għall-fini ta' din id-Direttiva, "natura politika" jew "xejra politika" jfissru opinjoni kontroversjali jew ta' propaganda marbuta fil-qofol tagħhom mas-soċjetà moderna li jkunu fil-qalba ta' dibattitu politiku u jinkludu wkoll il-kampanja tal-Elezzjonijiet tal-Parlament Ewropew u tal-Kunsilli Lokali.

(10) Waqt li l-Awtorità, b'konformità mal-liġi, tinsisti fuq iż-żamma ta' bilanċ u l-imparzjalità, l-Awtorità tifhem ukoll li jkun prattiku u fl-istess ħin konformi mal-liġi li l-kontenut tal-programmi fuq l-istazzjonijiet politiċi jitqies fid-dawl tad-dispożizzjoni fakoltattiva mogħtija lill-Awtorità skont l-Artiklu 13(2) tal-Att dwar ix-Xandir. Għall-fini ta' dan is-sub-artiklu, l-istazzjonijiet tal-partiti politiċi huma: *ONE Radio, NET FM, ONE u NET Television*.

#### **Dibattiti bejn il-Prim Ministru u l-Kap tal-Oppożizzjoni.**

4. L-aħħar dibattitu li jixxandar bejn il-Prim Ministru u l-Kap tal-Oppożizzjoni jkun dak imtella' fl-iskema tal-Awtorità tax-Xandir. Dan jgħodd kemm għar-radju u t-televizjoni.

#### **Applikazzjoni tal-Kodiċi għall-Investigazzjoni u d-Determinazzjoni tal-Ilmenti.**

5. Dawn it-tibdiliet għandhom japplikaw matul il-perjodu 15 ta' April sal-25 ta' Mejju 2019 għall-Kodiċi għall-Investigazzjoni u d-Determinazzjoni tal-Ilmenti:

(i) l-ilmenti jkunu indirizzati lill-Awtorità u mhux lill-istazzjonijiet tax-xandir;

(ii) l-Awtorità tista' titlob spjega mill-istazzjon tax-xandir dwar l-ilment imsemmi skont kemm tħoss hi li din tkun meħtieġa għall-każ;

(iii) kull spjega jew tagħrif bħal dan irid jingħata lill-Awtorità mill-istazzjon tax-xandir mhux qabel, skont kif tordna l-Awtorità.

#### **Regolamenti li l-istazzjonijiet iridu jsegu matul il-gurnata qabel l-elezzjonijiet u dakinhar tal-votazzjoni.**

6. (1) Fil-gurnata ta' lejlet l-elezzjonijiet u dakinhar tal-votazzjoni (minn issa 'l quddiem magħruf bħala "il-kampanja ta' żmien is-skiet"), ma jista' jsir ebda xorta ta' xandir li b'xi mod jista' jinfluwenza l-votanti. L-elezzjonijiet qed jirreferu għall-elezzjoni tal-Parlament Ewropew u għall-elezzjoni tal-Kunsilli Lokali.

(2) Bla ebda preġudizzju għas-sub-artiklu (1) ta' dan l-artiklu, matul il-kampanja ta' żmien is-skiet ser jidhlu fis-seħħ dawn ir-regolamenti:

place according to proportionality and in adherence with safeguarding impartiality and balance.

(7) Each participant whether in the name of a party or be it an independent candidate shall have his first turn at participating during the first half of the programme.

(8) In the case of sub-article (4) above, the Authority may approve programme schedules proposed by broadcasting stations after it is satisfied that the provisions of Article 119 of the Constitution will be complied with. The Authority shall, in particular, ensure that in so far as choice of subjects and participants are concerned, the station complies with Article 119 and this Directive.

(9) For the purposes of this Directive, 'political nature' or 'political content' mean a controversial opinion or propaganda pertaining to modern society in general which lies at the heart of a political debate and includes campaigning for the European Parliament elections and elections of the Local Councils.

(10) Whilst the Authority, in accordance with the law, insists on safeguarding balance and impartiality, it also recognises that it would be practical and at the same time in conformity with the law that the programme content in terms of the schedules submitted to it by the political stations is considered in the light of the optional provision which may be exercised by the Authority in terms of Article 13(2) of the Broadcasting Act. For the purposes of this subarticle, the political stations are *ONE Radio, NET FM, ONE and NET Television*.

#### **Debates between the Prime Minister and Leader of the Opposition.**

4. The final broadcast debate between the Prime Minister and the Leader of the Opposition shall be that which forms part of the Broadcasting Authority scheme. This applies both to radio and television.

#### **Application of the Code for the Investigation and Determination of Complaints.**

5. The following modifications to the Code for the Investigation and Determination of Complaints shall apply during the period 15th April to 25th May 2019:

(i) Complaints shall be addressed to the Authority and not to broadcasting stations;

(ii) In so far as the Authority may deem necessary, the Authority may request an explanation from the broadcasting station about the complaint;

(iii) Any explanation or information requested by the Authority as aforesaid shall be provided to the Authority by the broadcasting station not later than noon of the following day or earlier as the Authority may direct.

#### **Regulations to be observed by Broadcasting Stations during the Day preceding the Elections and on Polling Day.**

6. (1) During the day preceding the election and on polling day (hereinafter referred to as 'the campaign silent period'), all forms of broadcasting which might influence voters shall be prohibited.

(2) Without prejudice to sub-article (1) of this Article, during the campaign silent period the following rules shall apply:

(i) għandhom jiġu evitati sitwazzjonijiet minn stazzjonijiet li matul il-perjodu ta' żmien is-skiet ikunu trasmessi programmi li jistgħu raġjonevolment jiġu interpretati li qed jixxandru bil-ħsieb li jinfluwenzaw il-votanti;

(ii) trid tiegħi kull xorta ta' preżentazzjoni mix-xandir ta' avvenimenti tal-partiti politiċi, kandidati u ta' movimenti u organizzazzjonijiet oħra li għandha x'taqsam mal-elezzjonijiet. Dan ix-xandir jista' jkun kemm xandir ta' avvenimenti live jew irrekordjati;

(iii) l-istazzjonijiet ma jxandru tagħrif, dikjarazzjonijiet, stqarrijiet tal-Gvern lill-istampa u lix-xandir, kif ukoll dawk tal-Oppożizzjoni, tal-kandidati tal-Parlament Ewropew u Kunsilli Lokali, tal-politiċi, tas-Sindki jew Kunsilliera, tal-partiti politiċi u ta' organizzazzjonijiet u movimenti li għandhom x'jaqsmu mal-elezzjonijiet, u kull xorta ta' xandir ieħor li bil-miftuħ jew bil-moħbi għandu natura politika<sup>1</sup>, għandu kontenut politiku jew li jista' b'xi mod jinfluwenzar ddeċiżjoni tal-votanti. Lanqas ma jistgħu jixxandru reklami informativi mtellgħa minn entitajiet pubbliċi, inkluż *Public Service Announcements*, sakemm dawn ma jkunux qed iħabbru obbligi statutorji u jkunu ta' natura urgenti;

(iv) kull programm li għandu x'jaqsam ma' Kunsilli Lokali jew avvenimenti li jkunu ġew organizzati mill-Kunsilli Lokali m'għandhomx jixxandru f'dan il-perjodu;

(v) dan li ġej ma jistax isir:

- propaganda;
- tagħrif li għandu x'jaqsam mal-kampanja elettorali, u
- avvizi maħsuba għall-preżentazzjoni ta' programmi, *logos*, *mottos* u simboli ta' partit politiku u ta' kandidat;
- avvizi dwar kif persuna tista' tivvota u jiġi speċifikat kandidat jew partit. Madanakollu jista' jingħata tagħrif mhux politiku dwar kif wieħed għandu jivvota.

(vi) ma tistax issir kull xorta ta' preżentazzjoni fix-xandir li b'xi mod hi dwar il-kampanja elettorali (b'ħalma huma preżentazzjonijiet, propaganda politika, programmi ta' diskussjoni, intervisti, eċċ);

(vii) fir-rapporti dwar il-votazzjoni u attivitajiet oħra dwar l-elezzjonijiet, l-istazzjonijiet jithallew ixandru bil-prudenza kollha tagħrif dwar fatti li jkollhom valur ta' aħbar evidenti b'ħal ksur li seta' sar fil-proċeduri tal-votazzjoni kif ukoll dwar xi inċidenti li jinqalgħu fil-post tal-votazzjoni jew barra u wkoll dikjarazzjonijiet uffiċjali dwar kif inhi sejra l-votazzjoni hekk kif dawn joħroġu minn ħin għal ieħor mill-Kummissjoni Elettorali, basta li ma tkunx aħbar maħruġa mill-partiti politiċi jew mill-kandidati nfushom jew aħbar ipprovokata jew ġenerata mill-partiti politiċi jew mill-kandidati għall-gwadann politiku;

(viii) stazzjonijiet ma jistgħux ixandru stejjer li jkunu qed jidhru fuq siti elettronici li jmorru kontra r-regolamenti tal-jumejn tas-silenzju, anki jekk l-istess siti jkunu operati mill-partiti politiċi jew mill-kandidati jew Kunsilli Lokali.

(i) Broadcasting stations shall avoid a situation where during the silent period they broadcast programmes which could be reasonably interpreted as being broadcast with a view to influence voters;

(ii) All forms of presentation on the broadcasting media of political party events, candidates, movements and other organisations involved in the elections shall cease. These broadcasts may be live or recorded;

(iii) Broadcasting stations shall not broadcast information, statements, press and media releases issued by the Government, the Opposition, candidates of European Parliament Elections and Local Council elections, politicians, mayors and councillors, political parties and organisations and movements connected to the elections, and other forms of broadcasting which are openly or covertly of a political nature<sup>2</sup>, have political elements or which may influence voters' decision. Nor may informative advertisements commissioned by public entities, including Public Service Announcements, be broadcast unless these announce statutory obligations and are of an urgent nature;

(iv) Any programme related to Local Councils or events organised by Local Councils shall not be broadcast during this period;

(v) The following shall be prohibited:

- propaganda;
- information related to the electoral campaign, and
- announcements designed for presentation of programmes, logos, mottos and symbols of a political party and a candidate;
- announcements regarding how to vote, specifically indicating a candidate or party. However, information on how to vote which does not contain political content may be given.

(vi) All forms of media presentations concerning the electoral campaign (such as political propaganda, discussion programmes, interviews, etc) shall be prohibited;

(vii) In reports on voting and other electoral activities, stations shall be allowed to prudently report facts of evident news value such as violations of voting procedures and on incidents in the polling stations or outside and official statements on the voting process issued from time to time by the Electoral Commission, provided that it shall not consist of a news item released by the political parties or by candidates or a news item provoked or brought about by the political parties or candidates for political mileage;

(viii) Stations shall not broadcast stories shown on electronic sites that breach regulations of the silent period, even if the said sites are operated by the political parties or by candidates or by the Local Councils.

<sup>1</sup> L-Awtorità tiffhem li matul il-perjodu tas-silenzju jseħhu grajjiet li jkunu ta' natura politika jew public policy kurrenti li jiġu rrapurtati fl-aħbarijiet. Dan huwa permissibbli sakemm tali aħbarijiet ma jiġux meġjusa li jkunu b'mod impliċitu marbutin mal-Kunsilli Lokali jew mal-Parlament Ewropew.

<sup>2</sup> The Authority understands that during the days of silence events of a political nature or current public policy occur which warrant news reporting. This is permissible as long as such news is not perceived to be intrinsically linked to Local Councils or the European Parliament.

(3) Jistgħu jixxandru, dikjarazzjonijiet u stqarrijiet dwar xi incidenti imsemmija f'Paragrafu (vi) ta' subartiklu (2) ta' dan l-Artiklu li joħorġu matul il-kampanja ta' żmien is-skiet, meta jkunu għalqu l-postijiet kollha tal-votazzjoni.

(4) Għall-għan ta' dan l-Artiklu:

"propaganda" favur jew kontra tfisser kull xorta ta' preżentazzjoni ta' xandir li għandha x'taqsam b'xi mod mal-kampanja elettorali. Propaganda tinkludi wkoll kull preżentazzjoni fuq il-mezzi kollha tax-xandir ta' kandidati, simboli, sinjali jew għeljem oħra u materjal propagandistiku ta' partiti politiċi u kandidati u Kunsilli Lokali li għandhom x'jaqsmu mal-elezzjonijiet;

"tagħrif li għandu x'jaqsmu ma' kampanja elettorali" tfisser għabriet ta' aħbarijiet u programmi oħra li jagħtu:

- tagħrif dwar kull xorta ta' ħidma ta' propaganda li saret qabel ma waslet biex tibda l-kampanja ta' żmien is-skiet;

- dikjarazzjonijiet u stqarrijiet tal-partiti politiċi, kandidati u Kunsilli Lokali li għandhom x'jaqsmu mal-elezzjonijiet;

- tagħrif dwar x'jagħmlu dawk li għandhom funzjoni fl-uffiċċji tal-Gvern u l-uffiċċjali li għandhom x'jaqsmu mal-kampanja tal-elezzjonijiet u tagħrif ieħor li jsir minn entitatijiet tal-Gvern (ftuħ ta' bini ġdid u proġetti tal-infrastruttura, varar ta' proġetti, riżultati u kisbiet, jew bħala rapporti f'xandiriet regolari jew speċjali, eċċ.);

"avviżi maħsuba biex jidhru fi programmi, *logos*, *mottos* u simboli/għeljem ta' partiti politiku, kandidati li għandhom x'jaqsmu mal-elezzjonijiet" tfisser kull xorta ta' propaganda politika (avviżi, stqarrijiet, reklamar politiku, rekordings jew siltiet minn xi rekordings ta' ġemgħat ta' nies u dehriet oħra fil-pubbliku ta' dawk li qed jieħdu sehem fil-kampanja tal-elezzjonijiet).

(5) Mingħajr preġudizzju għal dak li jingħad fis-sub-artikoli preċedenti ta' dan l-Artiklu, l-ebda stazzjon m'għandu jxandar materjal dwar l-elezzjonijiet matul il-perjodu ta' żmien is-skiet. Dan japplika għal kull programm tat-televiżjoni u radju, inkluż l-aħbarijiet.

(6) F'jum il-votazzjoni hu permess li jixxandar dan li ġej:

(i) l-andament tal-votazzjoni, jiġifieri nformazzjoni dwar kemm ivvutaw nies u nformazzjoni dwar x'ikun qed jiġri fil-postijiet tal-votazzjoni;

(ii) kull meta jissemmew il-kandidati tal-elezzjonijiet, l-istazzjonijiet tal-partiti politiċi (*NET Television*, *NET FM*, *ONE Radio*, u *ONE*) għandhom isemmu l-ewwel il-kandidati tal-partit rispettiv tagħhom, imbagħad jissemmew il-kumpliment tal-kandidati skont il-polza tal-vot; u l-istazzjonijiet l-oħra kollha li jagħżlu li jsemmu l-kandidati tal-elezzjonijiet għandhom isemmuhom fil-ordni li jidhru fih fil-polza tal-vot;

(iii) jistgħu jidhru biss fuq l-istazzjonijiet ir-rappreżentanti tal-partiti segwenti: PL - Mexxej u żewġ Deputati Mexxejja; PN - Kap, u ż-żewġ Viċi Kapijiet; u l-kapijiet tal-partiti l-oħra li se jikkontestaw għall-Parlament Ewropew u/jew għall-Kunsilli Lokali. Jistgħu jidhru wkoll il-kandidati indipendenti li se jikkontestaw għall-Parlament Ewropew. Dawn li huma indikati f'dan il-paragrafu jridu jidhru biss deħlin jivvutaw u jixħtu

(3) Statements and releases on the incidents mentioned in Paragraph (vii) of sub-article (2) of this Article which are issued during the campaign silent period may only be broadcast after all the polling stations are closed.

(4) For the purposes of this Article:

"propaganda" means all forms of media presentation related in any way to the electoral campaign. Propaganda also includes every presentation on all the broadcasting media of candidates, symbols, signs and other propaganda material of political parties and candidates and Local Councils involved in the elections;

"information related to an electoral campaign" means news reports and other programmes which present:

- information on any form of campaign activities that took place before the campaign silent period;

- statements and releases of political parties, candidates, and Local Councils involved in the elections;

- information on the activities of the holders of Government offices and officials related to the electoral campaign and other information from Government entities (inauguration of new buildings, infrastructure projects, results and achievements, in the form of reports in regular broadcasts or special broadcasts, etc.);

"announcements designed for presentation of programmes, logos, mottos and symbols of a political party, candidates involved in the elections" means all forms of political propaganda (announcements, releases, political advertisements, recordings or segments of recordings of rallies and other public appearances of those participating in the electoral campaign).

(5) Without prejudice to the foregoing provisions in the sub-articles above, no station may broadcast any material concerning the election during the silent period. This applies to every radio and television programme, including new bulletins.

(6) On polling day it is permissible to broadcast the following:

(i) the process of voting, that is, information about the number of persons who have cast their vote and information as to what is happening in the polling stations;

(ii) whenever election candidates are mentioned, the stations owned by the political parties (*NET Television*, *NET FM*, *ONE Radio* and *ONE*) shall first mention the candidates of their respective party, and then they shall mention the rest of the candidates as they feature on the ballot paper; and all the other stations which opt to refer to election candidates shall mention them in the order in which they appear on the ballot paper;

(iii) only the following party representatives may appear on broadcasting stations: PL – Leader and both Deputy Leaders; PN – Leader and both vice Leaders; and the leaders of the other parties contesting the European Parliament election and/or Local Council election. Those mentioned in this paragraph should only be shown entering the polling stations and casting their vote. No comments of these persons may be broadcast on

l-vot. Bl-ebda mod m'għandhom jixxandru kummenti tagħhom fuq il-mezzi tax-xandir sal-għeluq tal-votazzjoni. Dan jinkludi wkoll kull kument li l-uffiċjali tal-partiti jistgħu jagħmlu quddiem il-post tal-votazzjoni hekk kif ikunu għadhom kemm ivvutaw;

(iv) l-istazzjonijiet ma jistgħu jwasslu l-ebda messaġġ li jista' jinfluwenza l-votant. Barra minn hekk m'għandhom l-anqas ihegġu liċ-ċittadini biex imorru jivvutaw għal xi partit speċifiku jew biex ma jmorrux jivvutaw.

#### **Stharrig tal-Opinjoni Pubblika.**

7. L-Awtorità tirreferi wkoll għal Htiġijiet dwar Standards u Prattika dwar id-Diversi Tipi ta' Stharrig tal-Opinjoni Pubblika Mxandra fuq is-Servizzi ta' Radju u Televizjoni li għandhom dispożizzjonijiet relatati mal-elezzjonijiet. Kopja ta' dawn il-Htiġijiet hija mehmuża ma' din id-Direttiva. Ma jista' jsir l-ebda xandir ta' opinjoni pubblika dwar l-elezzjonijiet mit-Tnejn 20 ta' Mejju sal-għeluq tal-votazzjoni tas-Sibt 25 ta' Mejju 2019.

#### **Għoti ta' Skeda għall-Perjodu ta' Żmien is-Skiet.**

8. (1) Mhux aktar tard minn nofsinhar ta' nhar l-Ġimgħa, 10 ta' Mejju, kull stazzjon tax-xandir irid jagħti lill-Awtorità skeda dettaljata tal-programmi għal matul il-perjodu ta' żmien is-skiet biex tiġi approvata mill-Awtorità. F'dan il-perjodu m'għandhomx jixxandru programmi li fin-natura tagħhom jitrattaw il-Kunsilli Lokali, il-Parlament Ewropew jew temi relatati.

(2) Wara li l-Awtorità tirċievi dawn l-iskedi hija tista', jekk tħoss il-ħtieġa, iżzomm laqgħa mal-istazzjonijiet biex tiżgura li l-iskedi li jkunu ġew approvati mill-Awtorità jiġu rigorozament osservati.

the broadcasting media until the closure of the polling stations. This also includes any comment party officials may make in front of the voting station as soon as they would have voted;

(iv) stations cannot broadcast any message that shall influence voters. Besides, neither shall they encourage citizens to vote for any specific party or not to vote.

#### **Public Opinion Polls.**

7. The Authority refers to the Requirements as to Standards and Practice applicable to Various Types of Polls Broadcast on Radio and Television services which contain provisions relating to elections. A copy of these Requirements is attached to this Directive. Broadcasting of public opinion polls regarding the elections is prohibited as from 20th May until voting ends on 25th May 2019.

#### **Provision of Programme Schedule during the Silent Period.**

8. (1) No later than noon of Friday, 10th May, every broadcasting station shall forward to the Authority a detailed schedule of programmes to be broadcast during the silent period so that it may be approved by the Authority. During this period, no programmes which deal with Local Councils, the European Parliament and related topics may be broadcast.

(2) After the Authority receives these schedules, the Authority may, should it so require, hold a meeting with broadcasting stations to ensure that the schedules approved by the Authority are rigorously observed.

3 t'April 2019

3rd April 2019

# APPENDIX 03

## List of Administrative Offences

Station/Programme/Date	Legislative Provision and Infringement
<b>Deejays Radio</b>	
<i>Transmission -</i> 12 June 2019	Penalty - paragraph 2(a)(ii) of First Schedule to the Broadcasting Act <i>Advertising by commercial entities falling outside the confines of the locality.</i>
<b>ONE</b>	
<i>Perfect Match -</i> 07 November 2019	Warning - Article 16L (1)(a) of the Broadcasting Act <i>Breach of editorial independence</i>
<i>Arani Issa -</i> 01 December 2018	Penalty - S.L 350.24 Requirements as to Advertisements, Methods of Advertising and Directions applicable to Alcoholic Drink Advertising, Sponsorship and Teleshopping AND Article 16K(a) of the Broadcasting Act <i>Advertising for alcoholic beverages during the prohibited time AND Association between content presented by a guest in the studio and advertising</i>
<i>Arani Issa -</i> 08 December 2018	Penalty - S.L 350.24 Requirements as to Advertisements, Methods of Advertising and Directions applicable to Alcoholic Drink Advertising, Sponsorship and Teleshopping AND Article 16K(a) of the Broadcasting Act <i>Advertising for alcoholic beverages during the prohibited time AND Association between content presented by a guest in the studio and advertising</i>
<i>Arani Issa -</i> 09 February 2019	Penalty - Paragraph 15 of Third Schedule <i>12 minute per clock hour rule</i>
<i>Arani Issa -</i> 16 February 2019	Penalty - Paragraph 15 of Third Schedule <i>12 minute per clock hour rule</i>
<i>Arani Issa -</i> 09 March 2019	Penalty - Paragraph 15 of Third Schedule AND Article 16K(a) of the Broadcasting Act <i>12 minute per clock hour rule AND Association between content presented by a guest in the studio and advertising</i>
<i>Arani Issa -</i> 16 March 2019	Penalty - Paragraph 15 of Third Schedule <i>12 minute per clock hour rule</i>
<i>Directive 15 April till 25 May</i> 2019	Penalty - Article 15 of Broadcasting Act <i>Preservation of due impartiality in matters of political, industrial controversy or referring to current public policy.</i>
<i>Liquorish -</i> 08 July 2019	Warning - Paragraph 2.2, 2.3 and 2.4 of S.L. 350.23 the Requirements as to Advertisements, Methods of Advertising and Directions Applicable to Tattoo Advertising <i>Featured content in the prohibited time frame and no warning on health risks and the permanency of tattooing. Good taste and decency.</i>
<i>Fl-Isem tal-Missier u tal-Iben u</i> <i>tal-Ispettur Bonnici -</i> 25 June 2019	Warning - Paragraph 1.3 Requirements as to standards and practice applicable to the Family Viewing and Listening S.L. 350.18 <i>Content broadcast in breach of the Family Viewing Policy</i>
<i>Division 7 -</i> 24 April 2019	Warning - Article 13(2)(a) <i>Parts of the episode deemed in breach of decency rules</i>
<i>Puttinu Football Marathon -</i> 13 till 15 September 2019	Penalty - Paragraph 4.1.7 and 4.1.10 of S.L 350.15 Requirements as to Standards and Practice Applicable to Participation in Media Programmes of Vulnerable persons <i>Blurring of faces of children under the age of 3 years and the prior screening by Aġenzija Appoġġ of minors</i>
<b>TVM</b>	
<i>TVAM -</i> 01 November 2018	Admission - Article 16K(a) of the Broadcasting Act <i>Association between content presented by a guest in the studio and advertising</i>
<i>XTRA -</i> 29 November 2018	Warning - Article 16L(4) of the Broadcasting Act <i>Sponsorship of News and Current Affairs programmes</i>

TVM News - 16 February 2019	Warning - Paragraph 4.1.7 of S.L. 350.15 Requirements as to Standards and Practice Applicable to Participation in Media Programmes of Vulnerable persons <i>Prior screening of minors by Aġenzija Appoġġ</i>
Hadd Għalik - 24 February 2019	Penalty - Paragraph 16K(a), 16M(3)(c) of the Broadcasting Act AND Paragraph 4 of Third Schedule of the Broadcasting Act <i>Association between content presented and sponsorship; Undue prominence in product placement; AND Distinction between editorial content and advertising</i>
Gadgets - 16 March 2019	Penalty - Article 16K(a) of the Broadcasting Act <i>Association between content and advertising/sponsorship</i>
Xarabank - 22 March 2019	Warning - Article 16L(4) of the Broadcasting Act AND Paragraph 4 of the Third Schedule of the Broadcasting Act <i>News and Current affairs programmes should not be sponsored AND Distinction between editorial content and advertising</i>
Puttinu Football Marathon - 13 till 15 September 2019	Penalty - Paragraph 4.1.7 and 4.1.10 of S.L. 350.15 Requirements as to Standards and Practice Applicable to Participation in Media Programmes of Vulnerable persons <i>Blurring of faces of children under the age of 3 years and the prior screening of minors by Aġenzija Appoġġ</i>
<b>TVM 2</b>	
Reklam UBET - 11 May 2019	Admission - Paragraph 5.1 of S.L. 350.25 Requirements as to advertisements, methods of Advertising and directions applicable to Gambling Advertisements <i>Gambling Advertising during the prohibited times</i>
Puttinu Football Marathon - 13 till 15 September 2019	Penalty - Paragraph 4.1.7 and 4.1.10 of S.L. 350.15 Requirements as to Standards and Practice Applicable to Participation in Media Programmes of Vulnerable persons <i>Blurring of faces of children under the age of 3 years and the prior screening of minors by Aġenzija Appoġġ</i>
<b>NET TV</b>	
Sorsi Infurmati - 28 November 2018	Warning - Article 16(L)(4) <i>News and Current affairs programmes should not be sponsored</i>
Sorsi Infurmati - 23 January 2019	Penalty - Paragraph 6.1 of S.L. 350.14 Requirements as to Standards and Practice Applicable to News Bulletins and Current Affairs programmes <i>Subtitling and clear identification of reconstructed material</i>
Puttinu Football Marathon - 13 till 15 September 2019	Penalty - Paragraph 4.1.7 and 4.1.10 of S.L. 350.15 Requirements as to Standards and Practice Applicable to Participation in Media Programmes of Vulnerable persons <i>Prior screening of minors by Aġenzija Appoġġ</i>
<b>F Living</b>	
Propjeta' minn wara l-kwinti - 24 January 2019	Penalty - Article 16J(2), Article 16K(a) AND Article 13(2)(a) of the Broadcasting Act <i>Incitement to hatred based on race, sex, religion or nationality; Clear distinction between content and advertising; AND Nothing is included in programmes which offends religious sentiment, good taste or decency or is likely to encourage incitement to crime or lead to disorder.</i>
Exodus - 08 March 2019	Warning - Paragraph 1 of Third Schedule of the Broadcasting Act <i>Political Advertising except in terms of Article 13(4) of the Broadcasting Act shall be prohibited</i>
Attwali - 05 April 2019	Penalty - Article 13(2)(a), Article 16J(2) AND Article 16L(4) of the Broadcasting Act <i>Nothing is included in programmes which offends religious sentiment, good taste or decency or is likely to encourage incitement to crime or lead to disorder; Incitement to hatred based on race, sex, religion or nationality; AND News and current affairs programmes shall not be sponsored</i>
Puttinu Football Marathon - 13 till 15 September 2019	Penalty - Paragraph 4.1.7 and 4.1.10 of S.L. 350.15 Requirements as to Standards and Practice Applicable to Participation in Media Programmes of Vulnerable persons <i>Blurring of faces of children under the age of 3 years and the prior screening of minors by Aġenzija Appoġġ</i>





BROADCASTING AUTHORITY  
 REPORT AND FINANCIAL STATEMENTS  
 FOR THE YEAR ENDED 31<sup>ST</sup> DECEMBER 2019

**Index**

Statement of the Authority's Responsibilities	70
Auditors' Report	70
Income and Expenditure Account	72
Balance Sheet	72
Notes to the Financial Statements	73

**Schedules**

Schedule 1: Income and Expenditure Account	79
Schedule 2: Administrative, Research and Communications Expenses	79
Schedule 3: Departmental Expenses	80

### **Statement of the Authority's Responsibilities**

The Broadcasting Act, 1991 requires the board members to prepare financial statements for each financial period which give a true and fair view of the state of affairs of the Authority and of the income and expenditure of the Authority for that period. In preparing the financial statements, the board members are required to:-

- adopt the going concern basis unless it is inappropriate to presume that the Authority will continue in the business;
- select suitable accounting policies and apply them consistently;
- make judgments and estimates that are reasonable and prudent;
- account for income and charges relative to the accounting period on the accruals basis;
- value separately the components of assets and liability items; and
- report comparative figures corresponding to those of the preceding accounting period.

The Authority is responsible for keeping proper accounting records which disclose with reasonable accuracy, at any time, the financial position of the Authority and to enable the board members to ensure that the financial statements have been properly prepared in accordance with the Broadcasting Act, 1991. This responsibility includes designing, implementing and maintaining such internal control as the Authority determines is necessary to enable the preparation of financial statements that are free from material misstatement, whether due to fraud or error. The Authority is also responsible for safeguarding the assets of the company and hence for taking reasonable steps for the prevention and detection of fraud and other irregularities.

### **Independent Auditors' Report**

We have audited the accompanying financial statements of the Broadcasting Authority (the "Authority") set out on pages 72 to 78 which comprise the balance sheet as of 31 December 2019, the income statement and notes to the financial statements, including a summary of significant accounting policies.

In our opinion, the accompanying financial statements give a true and fair view of the balance sheet of the Authority, as at 31 December 2019 and of its financial performance for the year then ended in accordance with the Accountancy Profession (General Accounting Principles for Small and Medium-sized Entities) Regulations, 2015 and the Schedule accompanying and forming an integral part of those Regulations (GAPSME) and have been properly prepared in accordance with the requirements for the Maltese Broadcasting Act (Cap. 350).

### **Basis for Opinion**

We conducted our audit in accordance with International Standards on Auditing (ISAs). Our responsibilities under those standards are further described in the Auditor's Responsibilities for the Audit of the Financial Statements section of our report. We are independent of the Authority in accordance with the International Ethics Standards Board for Accountants' Code of Ethics for Professional Accountants (IESBA Code) together with the ethical requirements that are relevant to our audit of the financial statements in accordance with the Accountancy Profession (Code of Ethics for Warrant Holders) Directive issued in terms of the Accountancy Profession Act (Cap. 281) in Malta, and we have fulfilled our other ethical responsibilities in accordance with these requirements and the IESBA Code. We believe that the audit evidence we have obtained is sufficient and appropriate to provide a basis for our opinion.

### **Other Information**

The Board Members are responsible for the other information. The other information comprises the Board Members' report. Our opinion on the financial statements does not cover this information. In connection with our audit of the financial statements, our responsibility is to read the other information and, in doing so, consider whether the other information is materially inconsistent with the financial statements or our knowledge obtained in the audit, or otherwise appears to be materially misstated. Based on the work we have performed, in our opinion the information given in the Board Members' report for the financial year which the financial statements are prepared is consistent with the financial statements.

In addition, in light of the knowledge and understanding of the Authority and its environment obtained in the course of the audit, we are required to report if we have identified material misstatements in the Board Members' report. We have nothing to report in this regard.

### **Responsibilities of the Board Members**

The Board Members are responsible for the preparation of the financial statements that give a true and fair view in accordance with GAPSME, and for such internal control as the Board Members determine is necessary to enable the preparation of financial statements that are free from material misstatement, whether due to fraud or error.

In preparing the financial statements, the Board Members are responsible for assessing the Authority's ability to continue as a going concern, disclosing, as applicable, matters related to going concern and using the going concern basis of accounting unless the Board Members either intend to liquidate the Authority or to cease operations, or has no realistic alternative but to do so.

### **Auditor's Responsibility**

Our objectives are to obtain reasonable assurance about whether the financial statements, as a whole, are free from material misstatement, whether due to fraud or error, and to issue an auditor's report that includes our opinion. Reasonable assurance is a high level of assurance, but is not a guarantee that an audit conducted in accordance with ISAs will always detect a material misstatement when it exists. Misstatements can arise from fraud or error and are considered material if, individually or in the aggregate, they could reasonably be expected to influence the economic decisions of users taken on the basis of these financial statements.

As part of an audit in accordance with ISAs, we exercise professional judgement and maintain professional scepticism throughout the audit. We also:

- Identify and assess the risks of material misstatement of the financial statements, whether due to fraud or error, design and perform audit procedures responsive to those risks, and obtain audit evidence that is sufficient and appropriate to provide a basis for our opinion. The risk of not detecting a material misstatement resulting from fraud is higher than for one resulting from error, as fraud may involve collusion, forgery, intentional omissions, misrepresentations, or the override of internal control.
- Obtain an understanding of internal control relevant to the audit in order to design audit procedures that are appropriate in the circumstances, but not for the purpose of expressing an opinion on the effectiveness of the Authority's internal control.
- Evaluate the appropriateness of accounting policies used and the reasonableness of accounting estimates and related disclosures made by the Board Members.
- Conclude on the appropriateness of the Board Members' use of the going concern basis of accounting and based on the audit evidence obtained, whether a material uncertainty exists related to events or conditions that may cast significant doubt on the Authority's ability to continue as a going concern. If we conclude that a material uncertainty exists, we are required to draw attention in our auditor's report to the related disclosures in the financial statements or, if such disclosures are inadequate, to modify our opinion. Our conclusions are based on the audit evidence obtained up to the date of our auditor's report. However, future events or conditions may cause the Authority to cease to continue as a going concern.
- Evaluate the overall presentation, structure and content of the financial statements, including the disclosures, and whether the financial statements represent the underlying transactions and events in a manner that achieves fair presentation.

We communicate with the Board Members regarding, among other matters, the planned scope and timing of the audit and significant audit findings, including any significant deficiencies in internal control that we identify during our audit.

### **Report on Other Legal and Regulatory Requirements**

In our opinion, the financial statements have been properly prepared in accordance with the Maltese Broadcasting Act (Cap. 350), enacted in Malta, which permits compliance with the Accountancy Profession (General Accounting Principles for Small and Medium – sized Entities) Regulations, 2015 and the Schedule accompanying and forming an integral part of those Regulations (GAPSME), for qualifying entities as prescribed in those regulations.

*John Abela (Partner) for and on behalf of*

**Horwath Malta**

*Member of Crowe Horwath International*

La Provvida  
Karm Zerafa Street  
Birkirkara BKR1713  
Malta

## INCOME AND EXPENDITURE ACCOUNT YEAR ENDED 31 DECEMBER 2019


	Notes	2019 €	2018 €
Income	3	1,018,994	1,066,603
Expenditure		<u>(964,425)</u>	<u>(968,161)</u>
Surplus for the year	4	<u>54,569</u>	<u>98,442</u>

## BALANCE SHEET 31 DECEMBER 2019

	Notes	2019 €	2018 €
<b>ASSETS</b>			
Non-current Assets:			
Property, Plant and equipment	5	<u>1,957,980</u>	<u>1,942,394</u>
Current Assets:			
Trade and other receivables	6	272,625	273,030
Cash and bank balances		<u>679,176</u>	<u>635,189</u>
		<u>951,801</u>	<u>908,219</u>
Total Assets		<u><u>2,909,781</u></u>	<u><u>2,850,613</u></u>
<b>CAPITAL AND LIABILITIES</b>			
Capital and Reserves:			
Capital fund	7	2,572,737	2,572,737
Reserve Fund	7	37,270	37,270
Revaluation reserve	5	293,699	293,699
Accumulated reserve	8	<u>(179,104)</u>	<u>(233,673)</u>
		<u>2,724,602</u>	<u>2,670,033</u>
Current Liabilities:			
Trade and other payables	9	<u>185,179</u>	<u>180,580</u>
Total Capital and Liabilities		<u><u>2,909,781</u></u>	<u><u>2,850,613</u></u>

The financial statements on pages 72 to 78 were approved and authorised for issue by the Board Members on 14th March 2020 and signed on its behalf by:

  
 \_\_\_\_\_  
 Frank V Farrugia  
 Chairman

  
 \_\_\_\_\_  
 Dr. Joanna Spiteri  
 Chief Executive Officer

7, Mile End Road  
Hamrun  
HMR 1719

## NOTES TO THE FINANCIAL STATEMENTS YEAR ENDED 31 DECEMBER 2019

### 1. Basis of Preparation

#### Basis of measurement and statement of compliance

The financial statements of Broadcasting Authority ("the Authority") have been prepared in accordance with the Accountancy Profession (General Accounting Principles for Small and Medium-Sized Entities) Regulations, 2015 and the Schedule accompanying and forming an integral part of those Regulations ("GAPSME"). The financial statements are prepared on the historical cost basis, except for freehold land and buildings which are stated at revalued amounts.

#### Functional and presentation currency

The financial statements are presented in Euro, which is the Authority's functional currency.

### 2. Significant Accounting Policies

The principal accounting policies adopted in the preparation of these financial statements are set out below. These policies have been consistently applied to all the periods presented, unless otherwise stated.

#### Property, plant and equipment

##### *Recognition and measurement*

The cost of an item of property, plant and equipment is recognised as an asset when it is probable that the future economic benefits that are associated with the asset will flow to the entity and the cost can be measured reliably. Property, plant and equipment are initially measured at cost comprising the purchase price, any costs directly attributable to bringing the assets to a working condition for their intended use, and the costs of dismantling and removing the item and restoring the site on which it is located. Subsequent expenditure is capitalised as part of the cost of property, plant and equipment only if it enhances the economic benefits of an asset in excess of the previously assessed standard of performance, or it replaces or restores a component that has been separately depreciated over its useful life.

After initial recognition, property, plant and equipment may be carried under the cost model, that is at cost less any accumulated depreciation and any accumulated impairment losses, or under the revaluation model, that is at their fair value at the date of the revaluation less any accumulated depreciation and any accumulated impairment losses.

After initial recognition the transmitting site at Gharghur is carried under the revaluation model. Other property, plant and equipment are carried under the cost model. Revaluations are made with sufficient regularity such that the carrying amount does not differ materially from that which would be determined using fair value at the reporting date. Any accumulated depreciation at the date of revaluation is eliminated against the gross carrying amount of the asset and the net amount is restated to the revalued amount of the asset.

##### *Depreciation*

Depreciation is calculated to write down the carrying amount of the asset on a systematic basis over its expected useful life. Depreciation of an asset begins when it is available for use and ceases at the earlier of the date that the asset is classified as held for sale (or included in a disposal group that is classified as held for sale) or the date that the asset is derecognised. The depreciation charge for each period is recognised in the profit or loss.

The depreciation rates charged are as follows:

	%
Buildings	1 per annum straight line
Motor vehicles	20 per annum straight line
Studio equipment	20 per annum straight line
Fixtures, fittings and equipment	10 – 20 per annum straight line
Technical equipment	25 per annum straight line
Transmitting antenna	4 – 12 per annum straight line

Land is not depreciated.

#### *Depreciation method, useful life and residual value*

The depreciation method applied, residual value and the useful life are reviewed on a regular basis and when necessary, revised with the effect of any changes in estimate being accounted for prospectively.

#### *Derecognition of property, plant and equipment*

Property, plant and equipment are derecognised on disposal or when no future economic benefits are expected from their use or disposal. Gains and losses arising from derecognition represent the difference between the net proceeds (if any) and the carrying amount and are included in profit or loss in the period of derecognition.

#### **Financial assets, financial liabilities and capital equity**

A financial asset or a financial liability is recognised on the Authority's balance sheet when the Authority becomes a party to the contractual provisions of the instrument.

Financial assets and financial liabilities are initially recognised at their fair value plus in the case of financial assets and financial liabilities not classified as held for trading and subsequently measured at fair value, transaction costs attributable to the acquisition or issue of the financial assets and financial liabilities.

Financial assets and financial liabilities are derecognised if and to the extent that, it is no longer probable that any future economic benefits associated with the item will flow to or from the entity.

An equity instrument is any contract that evidences a residual interest in the assets of the Authority after deducting all of its liabilities. Equity instruments are recorded at the proceeds received, net of direct issue costs.

A financial instrument, or its component parts, is classified as a financial liability, financial asset or an equity instrument in accordance with the substance of the contractual arrangement rather than its legal form.

#### *i. Trade and other receivables*

Trade and other receivables are stated at their nominal value unless the effect of discounting is material in which case trade and other receivables are measured at amortised cost using the effective interest method. Appropriate allowances for estimated irrecoverable amounts are recognised in profit or loss when there is objective evidence of impairment.

#### *ii. Trade and other payables*

Trade and other payables are stated at their nominal value unless the effect of discounting is material, in which case trade and other payables are measured at amortised cost using the effective interest method.

#### **Impairment**

The Authority's property, plant and equipment and financial assets are tested for impairment.

#### *i. Property, plant and equipment*

The carrying amounts of the Authority's property, plant and equipment are reviewed at each balance sheet date to determine whether there is any indication of impairment. If any such indication exists, the asset's recoverable amount is estimated. The recoverable amount of an asset is the higher of its fair value less costs to sell and its value in use.

Whenever the carrying amount of an asset exceeds its recoverable amount, an impairment loss is recognised and the carrying amount of the asset is reduced to its recoverable amount. Impairment losses are recognised immediately in profit or loss, unless they relate to an asset which is carried at revalued amount, in which case they are treated as a revaluation decrease to the extent that the impairment loss does not exceed the amount in the revaluation surplus for that asset.

The carrying amounts of the Authority's assets are also reviewed at each balance sheet date to determine whether there is any indication that an impairment loss recognised in prior periods may no longer exist or may have decreased. If any such indication exists, the asset's recoverable amount is estimated. An impairment loss previously recognised is reversed only if there has been a change in the estimates used to determine the asset's recoverable amount since the last impairment loss was recognised. When an impairment loss subsequently reverses, the carrying amount of the asset is increased to the revised estimate of its recoverable amount, to the extent that it does not exceed the carrying amount that would have been determined had no impairment loss been recognised for the asset in prior years. Impairment reversals are recognised immediately in the profit or loss, unless they relate to an asset which is carried at revalued amount, in which case they are treated as a revaluation increase unless an impairment loss on the same asset was previously recognised in profit or loss.

ii. *Financial assets*

A financial asset or a group of financial assets is impaired and impairment losses are incurred if, and only if, there is objective evidence of impairment as a result of one or more events that occurred after the initial recognition of the asset (a 'loss event') and that loss event (or events) has an impact on the estimated future cash flows of the financial asset or group of financial assets that can be reliably estimated.

If there is objective evidence that an impairment loss on financial assets carried at amortised cost or cost has been incurred, the amount of the loss is measured as the difference between the asset's carrying amount and the present value of estimated future cash flows (excluding future credit losses that have not been incurred) discounted at the financial asset's original effective interest rate. The amount of the loss is recognised in profit or loss. If, in a subsequent period, the amount of the impairment loss decreases and the decrease can be related objectively to an event occurring after the impairment was recognised, the previously recognised impairment loss is reversed. The reversal does not result in a carrying amount of the financial asset that exceeds what the amortised cost/cost would have been had the impairment not been recognised at the date the impairment is reversed. The amount of the reversal is recognised in profit or loss.

### Cash and cash equivalents

Cash comprises cash on hand and demand deposits. Cash equivalents are short-term investments that are held to meet short-term cash commitments rather than for investment or other purposes.

### Income recognition

- i. Income from Government is recognised on an accrual basis.
- ii. Income from the provision of services is recognised in proportion to the stage of completion at the balance sheet date.
- iii. Interest income from investments is accrued on a time basis, by reference to the principal outstanding and at the interest rate applicable.

### Employee benefits

The Authority contributes towards the state pension in accordance with local legislation. The only obligation of the Authority is to make the required contributions. Costs are expected in the period in which they are incurred.

## 3. Income

Income represents amount receivable from the Government of Malta as subvention, licenses from broadcasting organisations, master antenna fees and transmitter rent receivable, investments and other income as follows:

	<b>2019</b>	2018
	€	€
Government of Malta subvention	<b>583,000</b>	583,000
Licenses from broadcasting organisations and application fees	<b>291,616</b>	349,347
Master Antenna fees and transmitter rents receivable	<b>107,281</b>	107,905
Investment income	<b>868</b>	863
Other income	<b>36,229</b>	25,488
	<b><u>1,018,994</u></b>	<u>1,066,603</u>

#### 4. Surplus for the Year

This is stated after charging the following:

	2019	2018
		€
Board members' and board secretary's compensation	<b>106,853</b>	100,445
Wages and salaries	<b>584,073</b>	562,389
Depreciation	<b>70,373</b>	82,787
Audit fees	<b>1,600</b>	1,600
	<b><u>1,600</u></b>	<u>1,600</u>

Staff costs incurred during the year are analysed as follows:

	2019	2018
	€	€
Board members' honoraria	<b>61,363</b>	63,359
Board secretary's salary	<b>41,822</b>	40,754
Wages and salaries	<b>542,996</b>	519,631
	<b><u>646,181</u></b>	<u>623,744</u>
Social security contributions	<b>41,077</b>	42,758
	<b><u>687,258</u></b>	<u>666,502</u>

The average number of persons employed during the year, including board members, was made up as follows:

	2019	2018
	No.	No
Board members	<b>5</b>	5
Operations	<b>22</b>	23
	<b><u>27</u></b>	<u>28</u>

#### 5. Property, Plant and Equipment

	Freehold Land	Building & Improvements	Transmitting Antenna	Fixtures Fittings & Equipment	Technical Equipment	Studio Equipment	Motor Vehicles	Total
	€	€	€	€	€	€	€	€
<b>At 01 January 2019</b>								
Cost/revalued amount	160,270	1,862,680	778,619	506,200	135,523	161,057	56,850	3,661,199
Accumulated depreciation	-	(430,728)	(495,792)	(480,273)	(125,265)	(161,057)	(25,690)	(1,718,805)
Net book amount	<b>160,270</b>	<b>1,431,952</b>	<b>282,827</b>	<b>25,927</b>	<b>10,258</b>	-	<b>31,160</b>	<b>1,942,394</b>
<b>Year ended 31 December 2019</b>								
Opening net book amount	160,270	1,431,952	282,827	25,927	10,258	-	31,160	1,942,394
Additions	-	-	69,534	14,773	2,094	-	-	86,401
Disposals	-	-	-	-	(590)	-	-	(590)
Depreciation charge	-	(18,627)	(26,097)	(13,010)	(3,859)	-	(8,780)	(70,373)
Depreciation release on disposal	-	-	-	-	148	-	-	148
Closing net book amount	<b>160,270</b>	<b>1,413,325</b>	<b>326,264</b>	<b>27,690</b>	<b>8,051</b>	-	<b>22,380</b>	<b>1,957,980</b>
<b>At 31 December 2019</b>								
Cost/revalued amount	160,270	1,862,680	848,153	520,973	137,027	161,057	56,850	3,747,010
Accumulated depreciation	-	(449,355)	(521,889)	(493,283)	(128,976)	(161,057)	(34,470)	(1,789,030)
Net book amount	<b>160,270</b>	<b>1,413,325</b>	<b>326,264</b>	<b>27,690</b>	<b>8,051</b>	-	<b>22,380</b>	<b>1,957,980</b>

## 5. Property, Plant and Equipment (continued)

### Land and buildings

Land and the transmitting antenna were revalued by an independent valuer on 25 March 1991 and 28 August 1991 respectively on an open market existing use basis.

The carrying amount of land and transmitting antenna that would have been included in the financial statements had these assets been carried at cost less accumulated depreciation and accumulated impairment losses is €1,525 (2018: €1,525).

### Revaluation reserve

The revaluation reserve has arisen from a valuation carried out on the Authority's land and transmitting antenna in 1991.

	2019	2018
	€	€
As at 1 January	<u>293,699</u>	<u>293,699</u>
As at 31 December	<u>293,699</u>	<u>293,699</u>

### Fully depreciated fixed assets

Fully depreciated fixed assets still in use at the balance sheet date amounted to:

	2019	2018
	€	€
Motor vehicles	12,950	12,950
Fixtures, fittings and equipment	474,732	342,383
Studio equipment	161,059	161,059
Technical equipment	121,591	122,192
Transmitting Antenna	<u>364,661</u>	<u>169,407</u>
	<u>1,134,993</u>	<u>806,991</u>

## 6. Trade and other Receivables

	2019	2018
	€	€
Licences receivable	172,100	190,987
Prepaid expenses and accrued income	14,779	8,016
Other receivables	79,141	71,670
Advance payments	<u>6,605</u>	<u>2,357</u>
	<u>272,625</u>	<u>273,030</u>

Licences receivable and other receivables are stated net of a provision for bad debts amounting to €35,439 (2018: €44,475) and €6,388 (2018: €7,226) respectively.

## 7. Capital Fund and Reserve Fund

These funds have been set up in accordance with Section 26 of the Broadcasting Act, 1991.

## 8. Accumulated Reserve

The accumulated reserve represents net accumulated deficit and surplus.

## 9. Trade and Other Payables

	<b>2019</b>	2018
	<b>€</b>	€
Capital creditor		-
Accruals and deferred income	<u><b>185,179</b></u>	<u>180,580</u>
	<u><b>185,179</b></u>	<u>180,580</u>

## 10. Related party transactions

	<b>Transaction value</b>		<b>Balance outstanding</b>	
	<b>for the year ended 31 December</b>		<b>as at 31 December</b>	
	<b>2019</b>	2018	<b>2019</b>	2018
			<b>€</b>	€
<b>Revenue</b>				
Government subvention	<u><b>583,000</b></u>	<u>583,000</u>	<u>-</u>	<u>-</u>

Transactions with members of the Board are included in note 4 to these financial statements

## SCHEDULES TO THE INCOME AND EXPENDITURE ACCOUNT YEAR ENDED 31 DECEMBER 2019

### Schedule 1

#### Income and Expenditure Account Year ended 31 December 2019

	2019 €	2018 €
<b>Income</b>		
Government contributions	583,000	583,000
Application fees	13,324	48,880
Licences	278,292	300,467
Rental fees receivable	46,727	47,351
Master Antenna facilities fees	60,554	60,554
Investment income	868	863
Other income	36,229	25,488
	<u>1,018,994</u>	<u>1,066,603</u>
<b>Expenditure</b>		
Administrative (schedule 2)	489,205	536,354
Research and communications (schedule 2)	114,833	98,283
Production (schedule 3)	6,008	-
Monitoring (schedule 3)	276,248	290,552
Technical (schedule 3)	69,131	42,972
	<u>964,425</u>	<u>968,161</u>

### Schedule 2

#### Administrative, Research and Communications Expenses Year ended 31 December 2019

	2019 €	2018 €
<b>Administrative Expenses</b>		
Members' honoraria	61,363	63,359
Legal and consultancy advisors honoraria	5,823	5,823
Wages & Salaries	259,428	276,251
Staff training	635	1,303
Telecommunications	10,791	11,112
Water and electricity	17,606	16,771
Insurance	5,421	5,348
Stationery	7,206	10,031
Subscriptions and publications	2,141	2,114
International organisations membership fees	3,400	3,069
Repairs and maintenance	4,874	9,376
IT maintenance and support	5,295	6,719
Duty visits abroad	11,652	12,051
Transport	6,738	8,453
Cable TV rentals	7,391	5,570
Staff health scheme	19,187	18,939
Sundry expenses	8,207	5,516
Auditors' remuneration	1,600	1,600
Legal and professional fees	2,720	2,640
Depreciation	66,514	79,205
Increase/(Decrease) in provision for bad debts	(9,873)	(13,905)
SBad debt write off	-	1,692
Material archiving	-	2,832
Loss on disposal of property, plant and equipment	86	485
	<u>498,205</u>	<u>536,354</u>

	2019 €	2018 €
<b>Research and Communications Expenses</b>		
Wages and salaries	63,383	58,792
Audience and qualitative research study	30,444	23,565
Seminars and conferences	9,911	2,308
Public relations	4,290	4,129
Advertising	223	1,139
IGM awards sponsorship	5,200	5,200
Broadcasters' training and support	542	3,150
BA reports and publications	840	-
	<u>114,833</u>	<u>98,283</u>

### Schedule 3

#### Departmental Expenses Year ended 31 December 2019

	2019 €	2018 €
<b>Production Department</b>		
TV political broadcasts	<u>6,008</u>	<u>-</u>
<b>Monitoring Department</b>		
Wages and salaries	271,227	286,138
Purchase of recording media	-	417
Depreciation	3,859	3,583
Staff training	575	414
Repairs and maintenance	126	-
Sundry expenses	461	-
	<u>276,248</u>	<u>290,552</u>
<b>Technical Department</b>		
Gharghur site running costs	68,577	42,142
Technical assistance	552	426
Sundry expenses	2	404
	<u>69,131</u>	<u>42,972</u>

